

ONVIF[™]

Credential Test Specification

Version 17.06

June, 2017



© 2017 by ONVIF, Inc. All rights reserved.

Recipients of this document may copy, distribute, publish, or display this document so long as this copyright notice, license and disclaimer are retained with all copies of the document. No license is granted to modify this document.

THIS DOCUMENT IS PROVIDED "AS IS," AND THE CORPORATION AND ITS MEMBERS AND THEIR AFFILIATES, MAKE NO REPRESENTATIONS OR WARRANTIES, EXPRESS OR IMPLIED, INCLUDING BUT NOT LIMITED TO, WARRANTIES OF MERCHANTABILITY, FITNESS FOR A PARTICULAR PURPOSE, NON-INFRINGEMENT, OR TITLE; THAT THE CONTENTS OF THIS DOCUMENT ARE SUITABLE FOR ANY PURPOSE; OR THAT THE IMPLEMENTATION OF SUCH CONTENTS WILL NOT INFRINGE ANY PATENTS, COPYRIGHTS, TRADEMARKS OR OTHER RIGHTS.

IN NO EVENT WILL THE CORPORATION OR ITS MEMBERS OR THEIR AFFILIATES BE LIABLE FOR ANY DIRECT, INDIRECT, SPECIAL, INCIDENTAL, PUNITIVE OR CONSEQUENTIAL DAMAGES, ARISING OUT OF OR RELATING TO ANY USE OR DISTRIBUTION OF THIS DOCUMENT, WHETHER OR NOT (1) THE CORPORATION, MEMBERS OR THEIR AFFILIATES HAVE BEEN ADVISED OF THE POSSIBILITY OF SUCH DAMAGES, OR (2) SUCH DAMAGES WERE REASONABLY FORESEEABLE, AND ARISING OUT OF OR RELATING TO ANY USE OR DISTRIBUTION OF THIS DOCUMENT. THE FOREGOING DISCLAIMER AND LIMITATION ON LIABILITY DO NOT APPLY TO, INVALIDATE, OR LIMIT REPRESENTATIONS AND WARRANTIES MADE BY THE MEMBERS AND THEIR RESPECTIVE AFFILIATES TO THE CORPORATION AND OTHER MEMBERS IN CERTAIN WRITTEN POLICIES OF THE CORPORATION.

Revision History

Ver.	Date	Description
15.06	Jul, 2015	First issue of Credentials Test Specification
17.06	Feb 21, 2017	CREATE CREDENTIAL - NOT EMPTY CREDENTIAL TOKEN updated according to #1357
17.06	Mar 15, 2017	Note added into the following tests according to #1366: CREATE CREDENTIAL - VALIDITY VALUES MODIFY CREDENTIAL - VALIDITY VALUES
17.06	Apr 27, 2017	The following test cases were updated according to #1385: CREDENTIAL-3-1-6 CREATE CREDENTIAL (DISABLED) CREDENTIAL-3-1-5 CREATE CREDENTIAL (ENABLED) CREDENTIAL-3-1-7 MODIFY CREDENTIAL CREDENTIAL-5-1-2 SET CREDENTIAL IDENTIFIER – ADDING NEW TYPE CREDENTIAL-5-1-3 SET CREDENTIAL IDENTIFIER – REPLACE OF THE SAME TYPE

Table of Contents

1	Introduction	7
1.1	Scope	7
1.1.1	Capabilities	7
1.1.2	Credential Info	8
1.1.3	Credential	8
1.1.4	Credential States	8
1.1.5	Credential Identifiers.....	8
1.1.6	Credential Access Profiles.....	8
1.1.7	Reset Antipassback Violations	9
1.1.8	Credential Events	9
1.1.9	Consistency	9
2	Terms and Definitions	10
2.1	Definitions.....	10
2.2	Abbreviations.....	10
3	Test Overview	11
3.1	Test Setup	11
3.1.1	Network Configuration for DUT	11
3.2	Prerequisites	12
3.3	Test Policy.....	12
3.3.1	Capabilities	12
3.3.2	Credential Info	12
3.3.3	Credential	13
3.3.4	Credential State	15
3.3.5	Credential Identifiers.....	15
3.3.6	Credential Access Profiles.....	17
3.3.7	Reset Antipassback Violations	18
3.3.8	Credential Events	18
3.3.9	Consistency	18
4	Credential Test Cases	20
4.1	Capabilities.....	20
4.1.1	CREDENTIAL SERVICE CAPABILITIES.....	20
4.1.2	GET SERVICES AND GET CREDENTIAL SERVICE CAPABILITIES CONSISTENCY.....	22
4.2	Credential Info	24
4.2.1	GET CREDENTIAL INFO	24
4.2.2	GET CREDENTIAL INFO LIST - LIMIT.....	27
4.2.3	GET CREDENTIAL INFO LIST - START REFERENCE AND LIMIT	30
4.2.4	GET CREDENTIAL INFO LIST - NO LIMIT	36



- 4.2.5 GET CREDENTIAL INFO WITH INVALID TOKEN 39
- 4.2.6 GET CREDENTIAL INFO - TOO MANY ITEMS 40
- 4.3 Credential 43
 - 4.3.1 GET CREDENTIALS 43
 - 4.3.2 GET CREDENTIAL LIST - LIMIT 47
 - 4.3.3 GET CREDENTIAL LIST - START REFERENCE AND LIMIT 50
 - 4.3.4 GET CREDENTIAL LIST - NO LIMIT 57
 - 4.3.5 CREATE CREDENTIAL (ENABLED)..... 60
 - 4.3.6 CREATE CREDENTIAL (DISABLED)..... 67
 - 4.3.7 MODIFY CREDENTIAL 74
 - 4.3.8 DELETE CREDENTIAL 80
 - 4.3.9 GET CREDENTIALS WITH INVALID TOKEN 84
 - 4.3.10 GET CREDENTIALS - TOO MANY ITEMS 86
 - 4.3.11 CREATE CREDENTIAL - NOT EMPTY CREDENTIAL TOKEN 88
 - 4.3.12 MODIFY CREDENTIAL WITH INVALID TOKEN 91
 - 4.3.13 DELETE CREDENTIAL WITH INVALID TOKEN 94
 - 4.3.14 CREATE CREDENTIAL - VALIDITY VALUES 96
 - 4.3.15 MODIFY CREDENTIAL - VALIDITY VALUES 101
- 4.4 Credential State 107
 - 4.4.1 GET CREDENTIAL STATE 107
 - 4.4.2 CHANGE CREDENTIAL STATE 110
 - 4.4.3 GET CREDENTIAL STATE WITH INVALID TOKEN 116
 - 4.4.4 ENABLE CREDENTIAL WITH INVALID TOKEN 118
 - 4.4.5 DISABLE CREDENTIAL WITH INVALID TOKEN 120
- 4.5 Credential Identifiers 122
 - 4.5.1 GET CREDENTIAL IDENTIFIERS 122
 - 4.5.2 SET CREDENTIAL IDENTIFIER – ADDING NEW TYPE 125
 - 4.5.3 SET CREDENTIAL IDENTIFIER – REPLACE OF THE SAME TYPE 130
 - 4.5.4 DELETE CREDENTIAL IDENTIFIER 137
 - 4.5.5 GET SUPPORTED FORMAT TYPES 141
 - 4.5.6 GET CREDENTIAL IDENTIFIERS WITH INVALID TOKEN 144
 - 4.5.7 SET CREDENTIAL IDENTIFIER WITH INVALID TOKEN 146
 - 4.5.8 DELETE CREDENTIAL IDENTIFIER WITH INVALID CREDENTIAL TOKEN 148
 - 4.5.9 DELETE CREDENTIAL IDENTIFIER WITH INVALID IDENTIFIER TYPE 150
 - 4.5.10 DELETE CREDENTIAL IDENTIFIER - MIN IDENTIFIERS PER CREDENTIAL 153
- 4.6 Credential Access Profiles 155
 - 4.6.1 GET CREDENTIAL ACCESS PROFILES 155
 - 4.6.2 SET CREDENTIAL ACCESS PROFILES - ADDING NEW ACCESS PROFILE 158
 - 4.6.3 SET CREDENTIAL ACCESS PROFILES - UPDATING ACCESS PROFILE 163



- 4.6.4 DELETE CREDENTIAL ACCESS PROFILES 169
- 4.6.5 GET CREDENTIAL ACCESS PROFILES WITH INVALID TOKEN 174
- 4.6.6 SET CREDENTIAL ACCESS PROFILES WITH INVALID CREDENTIAL TOKEN 176
- 4.6.7 DELETE CREDENTIAL ACCESS PROFILES WITH INVALID CREDENTIAL TOKEN 178
- 4.7 Reset Antipassback Violations 180
 - 4.7.1 RESET ANTIPASSBACK VIOLATIONS 180
 - 4.7.2 RESET ANTIPASSBACK VIOLATIONS WITH INVALID TOKEN 184
- 4.8 Credential Events 186
 - 4.8.1 CONFIGURATION CREDENTIAL CHANGED EVENT 186
 - 4.8.2 CONFIGURATION CREDENTIAL REMOVED EVENT 188
 - 4.8.3 CREDENTIAL STATE ENABLED EVENT 190
 - 4.8.4 CREDENTIAL STATE ANTIPASSBACK VIOLATION EVENT 192
- 4.9 Consistency 194
 - 4.9.1 GET CREDENTIAL AND GET ACCESS PROFILE INFO LIST CONSISTENCY 194
- Annex A 196
 - A.1 Get credentials information list 196
 - A.2 Get service capabilities 198
 - A.3 Get credentials list 199
 - A.4 Change credential state 201
 - A.5 Get access profiles list 203
 - A.6 Delete credential 205
 - A.7 Free storage for additional credential 206
 - A.8 Get credential 208
 - A.9 Get credential info 209
 - A.10 Restore credential 210
 - A.11 Create credential 211
 - A.12 Get access profiles information list 213
 - A.13 Get credential state 215
 - A.14 Supported credential identifier format types 216
 - A.15 Get Credential Identifier type and value 217
 - A.16 Get Credential Identifier type name list with at least two Format Type 219
 - A.17 Get Credential Identifier type and value for Type Name with at least two Format Type 221
 - A.18 Create credential with two Credential identifier items 223
 - A.19 Create access profile 226
 - A.20 Delete access profile 228

1 Introduction

The goal of the ONVIF test specification set is to make it possible to realize fully interoperable IP physical security implementation from different vendors. The set of ONVIF test specification describes the test cases need to verify the [ONVIF Core Specs] and [ONVIF Conformance] requirements. In addition, the test cases are to be basic inputs for some Profile specification requirements. It also describes the test framework, test setup, pre-requisites, test policies needed for the execution of the described test cases.

This ONVIF Credential Test Specification acts as a supplementary document to the [ONVIF Core Specs], illustrating test cases need to be executed and passed. In addition, this specification acts as an input document to the development of test tool that will be used to test the ONVIF device implementation conformance towards ONVIF standard. This test tool is referred as ONVIF Client hereafter.

1.1 Scope

This ONVIF Credential Test Specification defines and regulates the conformance testing procedure for the ONVIF conformant devices. Conformance testing is meant to be functional black-box testing. The objective of this specification is to provide test cases to test individual requirements of ONVIF devices according to the ONVIF Credential Security Service, which is defined in [ONVIF Credential Security Service].

The principal intended purposes are:

- To provide self-assessment tool for implementations.
- To provide comprehensive test suite coverage for [ONVIF Core Specs].

This specification does not address the following.

- Product use cases and non-functional (performance and regression) testing.
- SOAP Implementation Interoperability test i.e. Web Service Interoperability Basic Profile version 2.0 (WS-I BP 2.0).
- Full coverage of network protocol implementation test for HTTP, HTTPS, RTP, RTSP, and TLS protocols.

The set of ONVIF Test Specification will not cover the complete set of requirements as defined in [ONVIF Core Specs]; instead, it will cover its subset.

This ONVIF Credential Test Specification covers the ONVIF Credential Service, which is a functional block of [ONVIF Core Specs]. The following section gives a brief overview of each functional block and its scope.

1.1.1 Capabilities

The Capabilities section covers the test cases needed for getting capabilities from an ONVIF device.

The scope of this specification section is to cover the following functions:

- Getting Credential service address with GetServices command via Device service
- Getting capabilities with GetServiceCapabilities command

- Getting capabilities with GetServices command via Device service

1.1.2 Credential Info

The Credential Info section covers the test cases needed for getting credential list and information from an ONVIF device.

The scope of this specification section is to cover the following functions:

- Getting credential information with GetCredentialInfo command
- Getting credential information list with GetCredentialInfoList command

1.1.3 Credential

The Credential section covers the test cases needed for getting credential from an ONVIF device.

The scope of this specification section is to cover the following functions:

- Getting credential with GetCredentials command
- Getting credential list with GetCredentialList command
- Creating credential with CreateCredential command
- Modifying credential with ModifyCredential command
- Deleting credential with DeleteCredential command

1.1.4 Credential States

The Credential States section covers the test cases needed for getting credential states from an ONVIF device.

The scope of this specification section is to cover the following functions:

- Getting credential states with GetCredentialStates command
- Changing credential states with EnableCredential and DisableCredential commands

1.1.5 Credential Identifiers

The Credential Identifiers section covers the test cases needed for getting credential identifiers for specified credential from an ONVIF device.

The scope of this specification section is to cover the following functions:

- Getting credential identifiers with GetCredentialIdentifiers command
- Adding credential identifiers with SetCredentialIdentifier command
- Updating credential identifiers with SetCredentialIdentifier command
- Deleting credential identifiers with DeleteCredentialIdentifier command

1.1.6 Credential Access Profiles

The Credential Access Profiles section covers the test cases needed for getting credential access profiles for specified credential from an ONVIF device.

The scope of this specification section is to cover the following functions:

- Getting credential access profiles with GetCredentialAccessProfiles command
- Adding credential access profiles with SetCredentialAccessProfile command
- Updating credential access profiles with SetCredentialAccessProfile command
- Deleting credential access profiles with DeleteCredentialAccessProfile command

1.1.7 Reset Antipassback Violations

The Reset Antipassback Violations section covers the test cases needed for resetting antipassback violations for specified credential from an ONVIF device.

The scope of this specification section is to cover the following functions:

- Resetting antipassback violations with ResetAntipassbackViolation command

1.1.8 Credential Events

The Credential Events section covers the test cases needed for checking specified events format.

The scope of this specification section is to cover the following functions:

- Getting event properties with GetEventProperties command

1.1.9 Consistency

Consistency test cases cover verification of consistency between different entities and commands.

Consistency between the following entities is covered by the following test case:

- Credential and Access Profile Info

2 Terms and Definitions

2.1 Definitions

This section defines terms that are specific to the ONVIF Credential Service and tests. For a list of applicable general terms and definitions, please see [ONVIF Base Test].

Credential	A physical/tangible object, a piece of knowledge, or a facet of a person's physical being, that enables an individual access to a given physical facility or computer-based information system.
Credential Number	A sequence of bytes uniquely identifying a credential at an access point.
Credential Identifier	
Credential State	
Validity Period	From a certain point in time, to a later point in time. If a validity period is set on several entities (such as credentials, access profile and the association between them), the resulting validity period is the intersection of the three period.
Duress	Forcing a person to provide access to a secure area against that person's wishes.

2.2 Abbreviations

This section describes abbreviations used in this document.

DUT	Device Under Test
HTTP	Hypertext Transfer Protocol
PACS	Physical Access Control System

3 Test Overview

This section provides information the test setup procedure and required prerequisites, and the test policies that should be followed for test case execution.

3.1 Test Setup

3.1.1 Network Configuration for DUT

The generic test configuration for the execution of test cases defined in this document is as shown below (Figure 1).

Based on the individual test case requirements, some of the entities in the below setup may not be needed for the execution of those corresponding test cases.

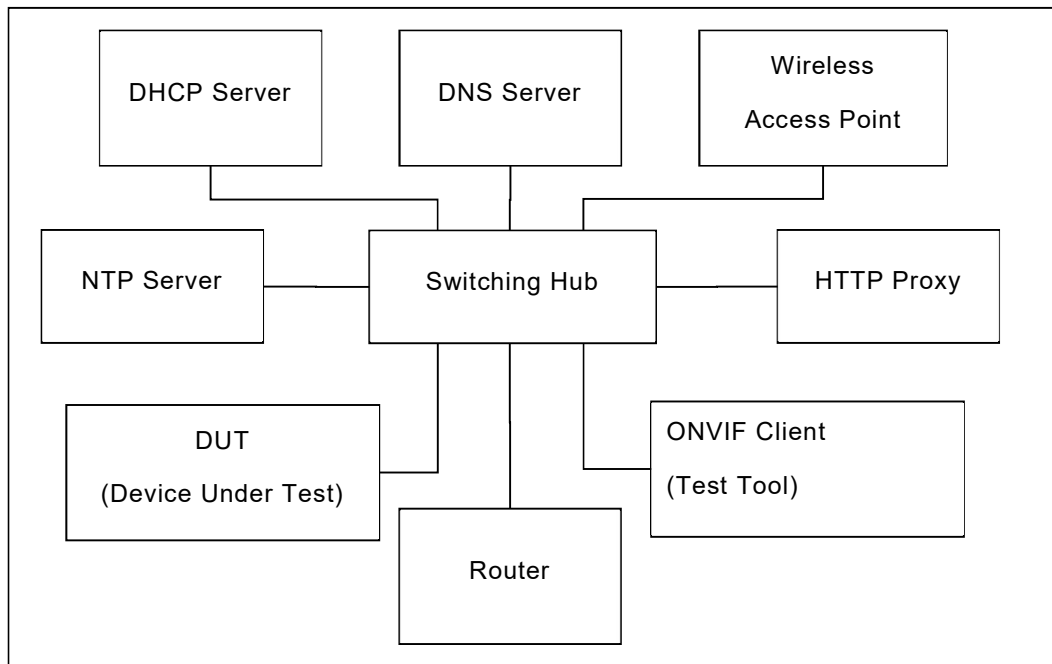


Figure 1: Test Configuration for DUT

DUT: ONVIF device to be tested. Hereafter, this is referred to as DUT (Device Under Test).

ONVIF Client (Test Tool): Tests are executed by this system, and it controls the behaviour of the DUT. It handles both expected and unexpected behaviour.

HTTP Proxy: provides facilitation in case of RTP and RTSP tunnelling over HTTP.

Wireless Access Point: provides wireless connectivity to the devices that support wireless connection.

DNS Server: provides DNS related information to the connected devices.

DHCP Server: provides IPv4 Address to the connected devices.

NTP Server: provides time synchronization between ONVIF Client and DUT.

3.2 Prerequisites

The pre-requisites for executing the test cases described in this Test Specification are

- The DUT shall be configured with an IPv4 address.
- The DUT shall be IP reachable in the test configuration.
- The DUT shall be able to be discovered by the Test Tool.
- The DUT shall be configured with the time, i.e. manual configuration of UTC time and if NTP is supported by DUT then NTP time shall be synchronized with NTP Server.

3.3 Test Policy

This section describes the test policies specific to the test case execution of each functional block.

The DUT shall adhere to the test policies defined in this section.

3.3.1 Capabilities

The test policies specific to the test case execution of Capabilities functional block:

- DUT shall give the Credential Service entry point by GetServices command, if DUT supports this service. Otherwise, these test cases will be skipped.
- DUT shall support the following commands:
 - GetServices
 - GetServiceCapabilities
- The following tests are performed
 - Getting capabilities with GetServiceCapabilities command
 - Getting capabilities with GetServices command

Please, refer to Section 4.1 for Capabilities Test Cases.

3.3.2 Credential Info

The test policies specific to the test case execution of Credential Info functional block:

- DUT shall give the Credential Service entry point by GetServices command, if DUT supports this service. Otherwise, these test cases will be skipped.
- DUT shall support the following commands:
 - GetServices
 - GetServiceCapabilities
 - GetCredentialInfo
 - GetCredentialInfoList
- DUT shall not return more items in GetCredentialInfo and GetCredentialInfoList responses than specified in service capabilities by MaxLimit.

- DUT shall not return more items in GetCredentialInfoList response than specified by Limit parameter in a request.
- DUT shall not return items with the same tokens in GetCredentialInfoList responses for one credential info list receiving.
- DUT shall not return more CredentialInfo items in GetCredentialInfoList responses than specified in service capabilities by MaxCredentials.
- DUT shall not return any fault if GetCredentialInfo was invoked for non-existing Credential token. Such tokens shall be ignored.
- DUT shall return SOAP 1.2 fault message (InvalidArgs/TooManyItems) if more items than MaxLimit was requested by GetCredentialInfo command.
- The following tests are performed
 - Getting credential info with GetCredentialInfo command
 - Getting credential info list with GetCredentialInfoList command with using different Limit and NextReference values
 - Getting credential info with invalid credential token
 - Getting credential info with number of requested items is greater than MaxLimit

Please refer to Section 4.2 for Credential Info Test Cases.

3.3.3 Credential

The test policies specific to the test case execution of Credential functional block:

- DUT shall give the Credential Service entry point by GetServices command, if DUT supports this service. Otherwise, these test cases will be skipped.
- DUT shall support the following commands:
 - GetServices
 - GetServiceCapabilities
 - GetCredentials
 - GetCredentialList
 - GetCredentialInfoList
 - CreateCredential
 - ModifyCredential
 - DeleteCredential
- DUT shall return only requested items in GetCredentials response that specified in GetCredentials request.
- DUT shall return all requested items in GetCredentials response that specified in GetCredentials request.

- DUT shall not return more items in GetCredentials responses than specified in service capabilities by MaxLimit.
- DUT shall return the same information in GetCredentials responses and in GetCredentialInfoList responses for the items with the same token.
- DUT shall not return more items in GetCredentialList response than specified by Limit parameter in a request.
- DUT shall not return items with the same tokens in GetCredentialList responses for one credential list receiving.
- DUT shall return the same information in GetCredentials responses and in GetCredentialList responses for the items with the same token.
- DUT shall return the same information in GetCredentialList responses and in GetCredentialInfoList responses for the items with the same token.
- DUT shall return the credentials in GetCredentialList responses and in GetCredentialInfoList responses.
- DUT shall return SOAP 1.2 fault message (InvalidArgs/TooManyItems) if more items than MaxLimit was requested by GetCredentials command.
- The DUT shall support creating of credential.
- The DUT shall support modifying of credential.
- The DUT shall support deleting of credential.
- The DUT shall support time value for validity of the credential if ValiditySupportsTimeValue is supported by the DUT.
- DUT shall return SOAP 1.2 fault message (InvalidArgs) if credential token is specified in CreateCredential request.
- DUT should return SOAP 1.2 fault message (InvalidArgVal/NotFound) if ModifyCredential or DeleteCredential command was invoked for non-existing credential token.
- The following tests are performed
 - Getting credential with GetCredential command and test that it includes the same information with GetCredentialInfoList command
 - Getting credential info list with GetCredentialList command with using different Limit and NextReference values and test that it includes the same information with GetCredentialInfoList command
 - Creating credential with CreateCredential command and test that corresponding notification message is received
 - Modifying credential with ModifyCredential command and test that corresponding notification message is received
 - Deleting credential with DeleteCredential command and test that corresponding notification message is received

- Getting credentials with invalid credential token
- Getting credentials with number of requested items is greater than MaxLimit
- Creating credential with CreateCredential command with specified token
- Modifying credential with ModifyCredential command with invalid token
- Deleting credential with DeleteCredential command with invalid token
- Creating credential with validity values
- Modifying credential with validity values

Please refer to Section 4.3 for Credential Test Cases.

3.3.4 Credential State

The test policies specific to the test case execution of Credential functional block:

- DUT shall give the Credential Service entry point by GetServices command, if DUT supports this service. Otherwise, these test cases will be skipped.
- DUT shall support the following commands:
 - GetServices
 - GetCredentialState
 - GetCredentialInfoList
 - EnableCredential
 - DisableCredential
- DUT should return SOAP 1.2 fault message (InvalidArgVal\NotFound) if GetCredentialState or EnableCredential or DisableCredential command was invoked for non-existing credential token.
- The following tests are performed
 - Getting credential state with GetCredentialState command
 - Changing credential states with EnableCredential and DisableCredential commands
 - Getting credential state with GetCredentialState command with invalid token
 - Changing credential states with EnableCredential and DisableCredential commands with invalid token

Please refer to Section 4.4 for Credential State Test Cases.

3.3.5 Credential Identifiers

The test policies specific to the test case execution of Credential Identifiers functional block:

- DUT shall give the Credential Service entry point by GetServices command, if DUT supports this service. Otherwise, these test cases will be skipped.

- DUT shall support the following commands:
 - GetServices
 - GetCredentialIdentifiers
 - GetCredentialList
 - SetCredentialIdentifier
 - DeleteCredentialIdentifier
- DUT shall return the same credential identifiers information in GetCredentialList responses and in GetCredentialIdentifiers responses for the credentials with the same token.
- DUT shall not return items with the same type name in GetCredentialIdentifiers responses.
- DUT shall not return items in GetCredentials responses with Type.Name other than specified in service capabilities by SupportedIdentifierTypes.
- DUT should return SOAP 1.2 fault message (InvalidArgVal\NotFound) if GetCredentialIdentifiers or SetCredentialIdentifier or DeleteCredentialIdentifier command was invoked for non-existing credential token.
- DUT should return SOAP 1.2 fault message (InvalidArgVal\NotFound) if DeleteCredentialIdentifiers command was invoked for non-existing identifier type.
- DUT should return SOAP 1.2 fault message (ConstraintViolated\MinIdentifiersPerCredential) if DeleteCredentialIdentifiers command was invoked when credential contains only one Credential Identifier.
- The following tests are performed
 - Getting credential identifiers with GetCredentialIdentifiers command
 - Adding credential identifiers with SetCredentialIdentifier command
 - Updating credential identifiers with SetCredentialIdentifier command
 - Deleting credential identifiers with DeleteCredentialIdentifier command
 - Getting credential identifiers with GetCredentialIdentifiers command with invalid token
 - Adding credential identifiers with SetCredentialIdentifier command with invalid token
 - Deleting credential identifiers with DeleteCredentialIdentifier command with invalid credential token
 - Deleting credential identifiers with DeleteCredentialIdentifier command with invalid identifier type
 - Deleting the last credential identifier with DeleteCredentialIdentifier command

Please refer to Section 4.5 for Credential Identifiers Test Cases.

3.3.6 Credential Access Profiles

The test policies specific to the test case execution of Credential Access Profiles functional block:

- DUT shall give the Credential Service entry point by GetServices command, if DUT supports this service. Otherwise, these test cases will be skipped.
- DUT shall support the following commands:
 - GetServices
 - GetCredentialAccessProfiles
 - GetCredentialList
 - SetCredentialAccessProfile
 - DeleteCredentialAccessProfile
- DUT shall return the same credential access profiles information in GetCredentialList responses and in GetCredentialAccessProfiles responses for the credentials with the same token.
- DUT shall not return items with the same access profile token in GetCredentialAccessProfiles responses.
- DUT shall not return more items in GetCredentialAccessProfiles responses than specified in service capabilities by MaxAccessProfilesPerCredential.
- The DUT shall support time value for of the validity for the association between the credential and the access profile if ValiditySupportsTimeValue is supported by the DUT.
- DUT should return SOAP 1.2 fault message (InvalidArgVal\NotFound) if GetCredentialAccessProfiles or SetCredentialAccessProfile or DeleteCredentialAccessProfile command was invoked for non-existing credential token.
- The following tests are performed
 - Getting credential access profiles with GetCredentialAccessProfiles command
 - Adding credential access profiles with SetCredentialAccessProfile command
 - Updating credential access profiles with SetCredentialAccessProfile command
 - Deleting credential access profiles with DeleteCredentialAccessProfile command
 - Getting credential access profiles with GetCredentialAccessProfiles command with invalid token
 - Adding credential access profiles with SetCredentialAccessProfile command with invalid token
 - Deleting credential access profiles with DeleteCredentialAccessProfile command with invalid token

Please refer to Section 4.6 for Credential Access Profiles Test Cases.

3.3.7 Reset Antipassback Violations

The test policies specific to the test case execution of Reset Antipassback Violations functional block:

- DUT shall give the Credential Service entry point by GetServices command, if DUT supports this service. Otherwise, these test cases will be skipped.
- If DUT returns Reset Antipassback Violations capability as supported, then DUT shall support ResetAntipassbackViolation command. Otherwise, these test cases will be skipped.
- DUT shall support the following commands:
 - GetServices
 - CreateCredential
- DUT should return SOAP 1.2 fault message (InvalidArgVal\NotFound) if ResetAntipassbackViolation command was invoked for non-existing credential token.
- The following tests are performed:
 - Resetting antipassback violations with ResetAntipassbackViolation command
 - Resetting antipassback violations with ResetAntipassbackViolation command with invalid credential token.

Please refer to Section 4.7 for Reset Antipassback Violations Test Cases.

3.3.8 Credential Events

The test policies specific to the test case execution of Credential Events functional block:

- DUT shall give the Credential Service and Event Service entry points by GetServices command, if DUT supports this service. Otherwise, these test cases will be skipped.
- DUT shall support the following commands:
 - GetServices
 - GetEventProperties
- The following tests are performed
 - Getting event properties with GetEventProperties command

Please refer to Section 4.8 for Credential Events Test Cases.

3.3.9 Consistency

The test policies specific to the test case execution of Consistency functional block:

- DUT shall give the Credential Service and Access Rules Service entry points by GetServices command, if DUT supports this service. Otherwise, these test cases will be skipped.
- DUT shall support the following commands:



- GetServices
- GetAccessProfileInfo
- GetCredentials
- The following tests are performed
 - Credential and Access Profile Info

Please refer to Section 4.9 for Consistency Test Cases.



4 Credential Test Cases

4.1 Capabilities

4.1.1 CREDENTIAL SERVICE CAPABILITIES

Test Label: Credential Service Capabilities Verification

Test Case ID: CREDENTIAL-1-1-1

ONVIF Core Specification Coverage: ServiceCapabilities (ONVIF Credential Service Specification), GetServiceCapabilities command (ONVIF Credential Service Specification)

Command Under Test: GetServiceCapabilities (for Credential Service)

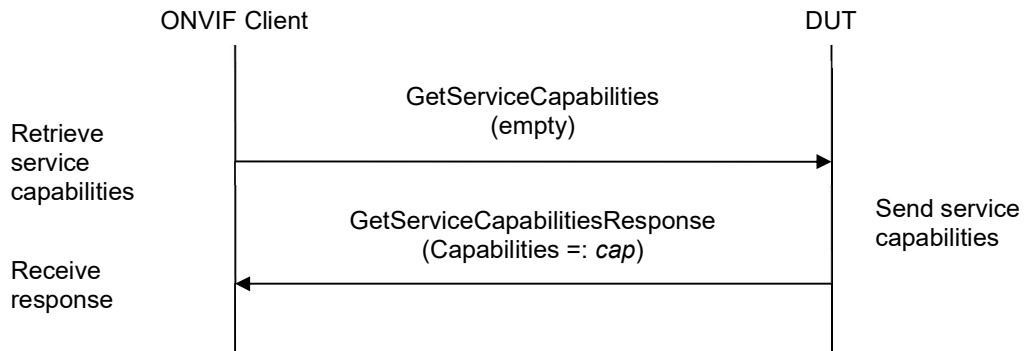
WSDL Reference: credential.wsdl

Test Purpose: To verify DUT Credential Service Capabilities.

Pre-requisite: Credential Service is received from the DUT.

Test Configuration: ONVIF Client and DUT

Test Sequence:



Test Procedure:

1. Start an ONVIF Client.
2. Start the DUT.
3. ONVIF Client invokes **GetServiceCapabilities**.
4. The DUT responds with a **GetServiceCapabilitiesResponse** message with parameters
 - Capabilities =: *cap*

Test Result:

PASS –

The DUT passed all assertions.



FAIL –

The DUT did not send **GetServiceCapabilitiesResponse** message.



4.1.2 GET SERVICES AND GET CREDENTIAL SERVICE CAPABILITIES CONSISTENCY

Test Label: Get Services and Credential Service Capabilities Consistency Verification

Test Case ID: CREDENTIAL-1-1-2

ONVIF Core Specification Coverage: Capability exchange (ONVIF Core Specification), ServiceCapabilities (ONVIF Credential Service Specification), GetServiceCapabilities command (ONVIF Credential Service Specification)

Command Under Test: GetServices, GetServiceCapabilities (for Credential Service)

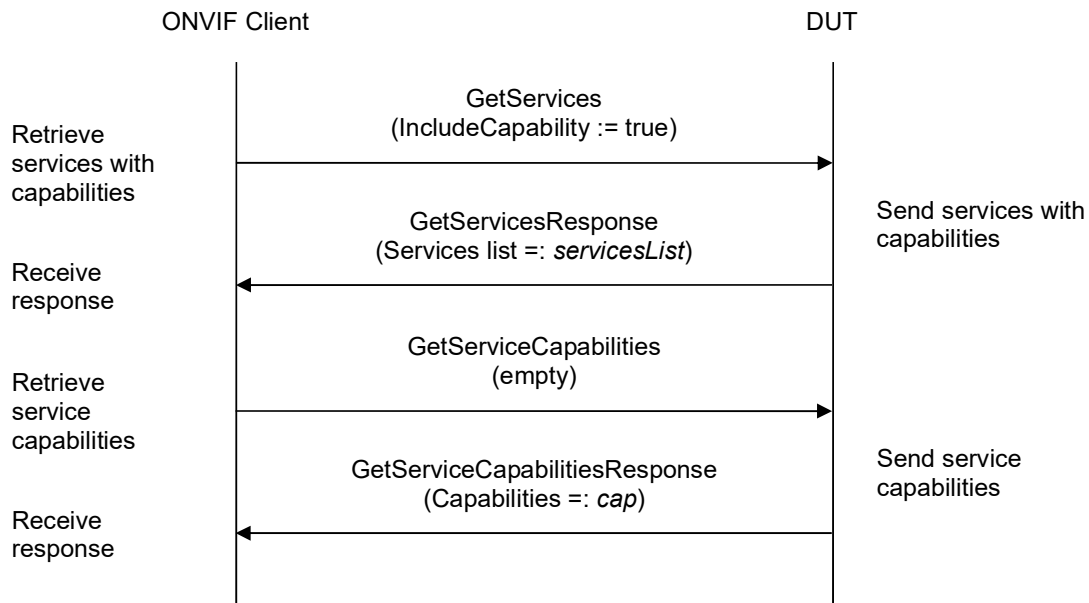
WSDL Reference: devicemgmt.wsdl, credential.wsdl

Test Purpose: To verify Get Services and Credential Service Capabilities consistency.

Pre-requisite: None.

Test Configuration: ONVIF Client and DUT

Test Sequence:



Test Procedure:

1. Start an ONVIF Client.
2. Start the DUT.
3. ONVIF Client invokes **GetServices** with parameters
 - IncludeCapability := true
4. The DUT responds with a **GetServicesResponse** message with parameters

- Services list =: *servicesList*
5. ONVIF Client selects Service with Service.Namespace = "http://www.onvif.org/ver10/credential/wsd":
 - Services list [Namespace = "http://www.onvif.org/ver10/credential/wsd"] =: *credentialService*
 6. ONVIF Client invokes **GetServiceCapabilities**.
 7. The DUT responds with a **GetServiceCapabilitiesResponse** message with parameters
 - Capabilities =: *cap*
 8. If *cap* differs from *credentialService.Capabilities.Capabilities*, FAIL the test.

Test Result:

PASS –

The DUT passed all assertions.

FAIL –

The DUT did not send **GetServicesResponse** message.

The DUT did not send **GetServiceCapabilitiesResponse** message.

Note: The following fields are compared at step 8:

- SupportedIdentifierType list
- MaxLimit
- CredentialValiditySupported
- CredentialAccessProfileValiditySupported
- MaxCredentials
- MaxAccessProfilesPerCredential
- ResetAntipassbackSupported
- ValiditySupportsTimeValue



4.2 Credential Info

4.2.1 GET CREDENTIAL INFO

Test Label: Get Credential Info Verification

Test Case ID: CREDENTIAL-2-1-1

ONVIF Core Specification Coverage: CredentialInfo (ONVIF Credential Service Specification), GetCredentialInfo command (ONVIF Credential Service Specification)

Command Under Test: GetCredentialInfo

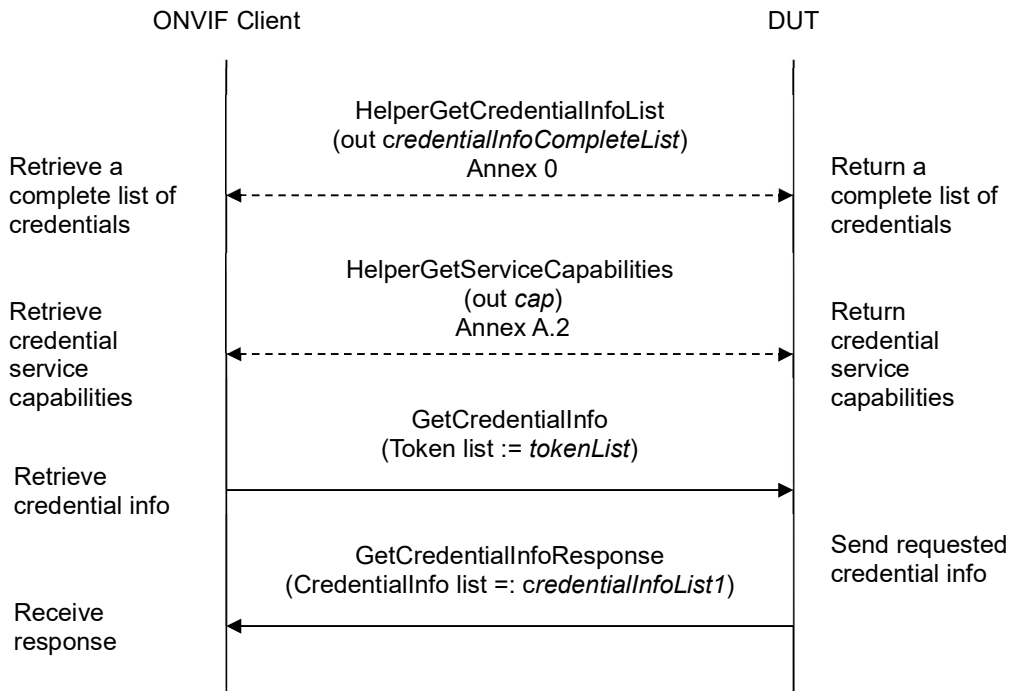
WSDL Reference: credential.wsdl

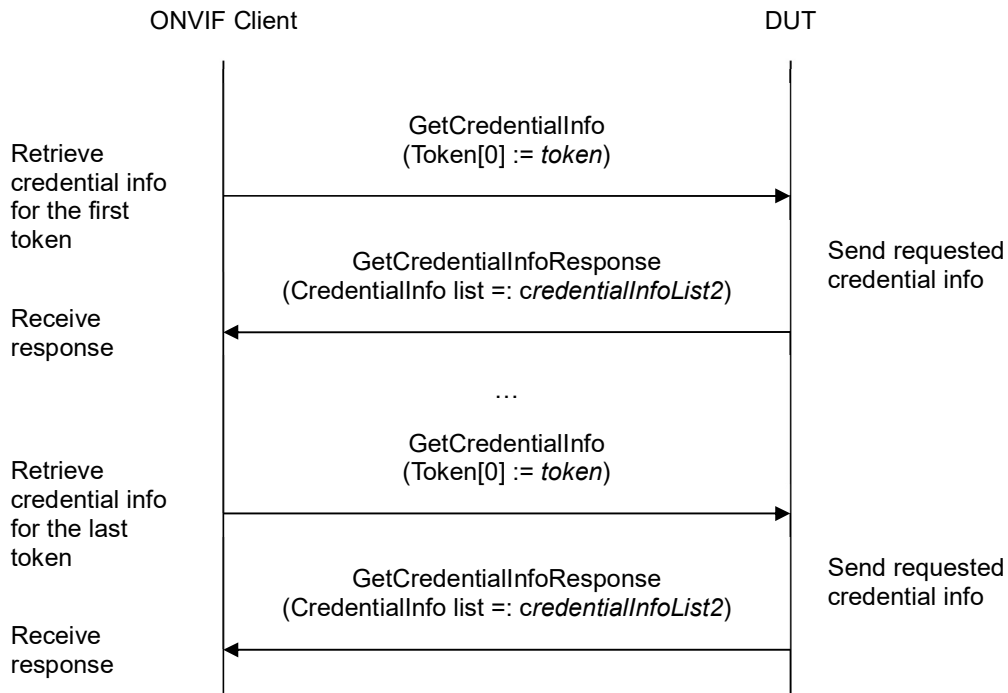
Test Purpose: To verify Get Credential Info.

Pre-requisite: Credential Service is received from the DUT.

Test Configuration: ONVIF Client and DUT

Test Sequence:





Test Procedure:

1. Start an ONVIF Client.
2. Start the DUT.
3. ONVIF Client retrieves a complete list of credential info (out *credentialInfoCompleteList*) by following the procedure mentioned in Annex A.1.
4. If *credentialInfoCompleteList* is empty, skip other steps.
5. ONVIF Client gets the service capabilities (out *cap*) by following the procedure mentioned in Annex A.2.
6. Set the following:
 - *tokenList* := [subset of *credentialInfoCompleteList.token* values with items number equal to *cap.MaxLimit*]
7. ONVIF client invokes **GetCredentialInfo** with parameters
 - Token list := *tokenList*
8. The DUT responds with **GetCredentialInfoResponse** message with parameters
 - CredentialInfo list := *credentialInfoList1*
9. If *credentialInfoList1* does not contain CredentialInfo item for each token from *tokenList*, FAIL the test and skip other steps.



10. If *credentialInfoList1* contains at least two *CredentialInfo* item with equal token, FAIL the test and skip other steps.
11. If *credentialInfoList1* contains other *CredentialInfo* items than listed in *tokenList*, FAIL the test and skip other steps.
12. For each *CredentialInfo.token token* from *credentialInfoCompleteList* repeat the following steps:
 - 12.1. ONVIF client invokes **GetCredentialInfo** with parameters
 - *Token[0] := token*
 - 12.2. The DUT responds with **GetCredentialInfoResponse** message with parameters
 - *CredentialInfo list =: credentialInfoList2*
 - 12.3. If *credentialInfoList2* does not contain only one *CredentialInfo* item with token equal to *token*, FAIL the test and skip other steps.
 - 12.4. If *credentialInfoList2[0]* item is not equal to *credentialInfoCompleteList[token = token]* item, FAIL the test and skip other steps.

Test Result:

PASS –

The DUT passed all assertions.

FAIL –

The DUT did not send **GetCredentialInfoResponse** message.

Note: If number of items in *credentialInfoCompleteList* is less than *cap.MaxLimit*, then all *credentialInfoCompleteList.Token* items shall be used for the step 6.

Note: The following fields are compared at step 12.4:

- *CredentialInfo*:
 - *token*
 - *Description*
 - *CredentialHolderToken*
 - *ValidFrom*
 - *ValidTo*



4.2.2 GET CREDENTIAL INFO LIST - LIMIT

Test Label: Get Credential Info List Verification with Limit

Test Case ID: CREDENTIAL-2-1-2

ONVIF Core Specification Coverage: CredentialInfo (ONVIF Credential Service Specification), GetCredentialInfoList command (ONVIF Credential Service Specification)

Command Under Test: GetCredentialInfoList

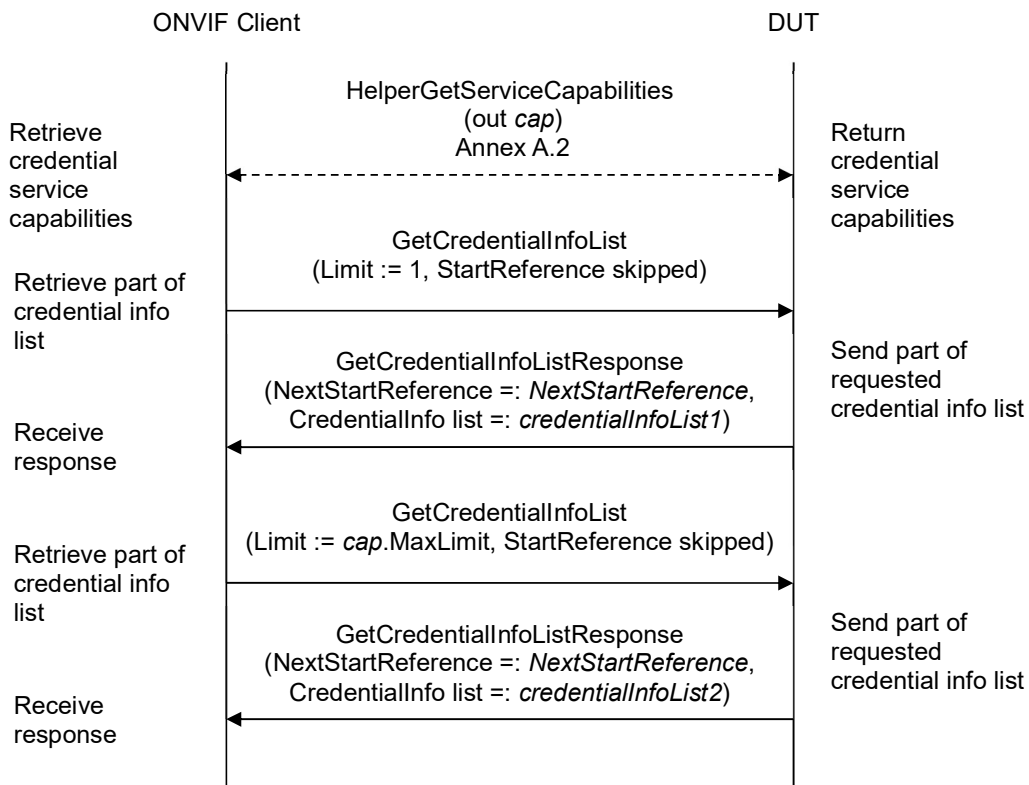
WSDL Reference: credential.wsdl

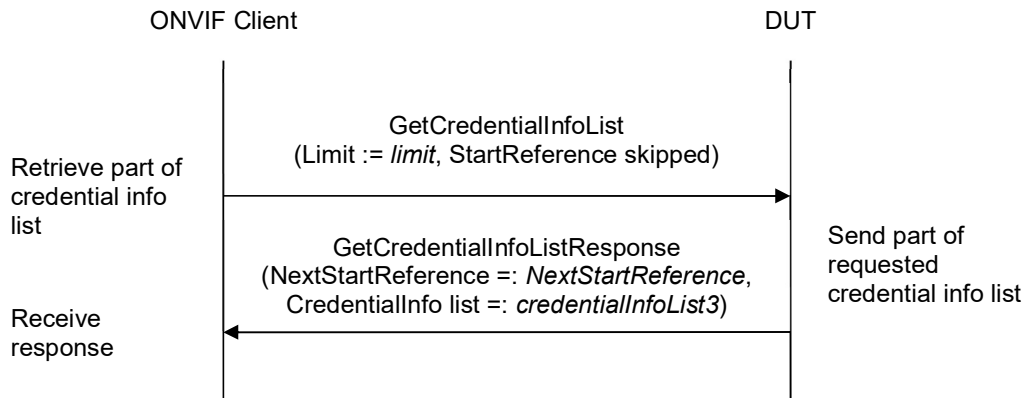
Test Purpose: To verify Get Credential Info List using Limit.

Pre-requisite: Credential Service is received from the DUT.

Test Configuration: ONVIF Client and DUT

Test Sequence:



**Test Procedure:**

1. Start an ONVIF Client.
2. Start the DUT.
3. ONVIF Client gets the service capabilities (out *cap*) by following the procedure mentioned in Annex A.2.
4. ONVIF client invokes **GetCredentialInfoList** with parameters
 - Limit := 1
 - StartReference skipped
5. The DUT responds with **GetCredentialInfoListResponse** message with parameters
 - NextStartReference := *nextStartReference*
 - CredentialInfo list := *credentialInfoList1*
6. If *credentialInfoList1* contains more CredentialInfo items than 1, FAIL the test and skip other steps.
7. If *cap.MaxLimit* is equal to 1, skip other steps.
8. ONVIF client invokes **GetCredentialInfoList** with parameters
 - Limit := *cap.MaxLimit*
 - StartReference skipped
9. The DUT responds with **GetCredentialInfoListResponse** message with parameters
 - NextStartReference := *nextStartReference*
 - CredentialInfo list := *credentialInfoList2*
10. If *credentialInfoList2* contains more CredentialInfo items than *cap.MaxLimit*, FAIL the test and skip other steps.



11. If *cap.MaxLimit* is equal to 2, skip other steps.
12. Set the following:
 - *limit* := [number between 1 and *cap.MaxLimit*]
13. ONVIF client invokes **GetCredentialInfoList** with parameters
 - Limit := *limit*
 - StartReference skipped
14. The DUT responds with **GetCredentialInfoListResponse** message with parameters
 - NextStartReference =: *nextStartReference*
 - CredentialInfo list =: *credentialInfoList3*
15. If *credentialInfoList3* contains more CredentialInfo items than *limit*, FAIL the test and skip other steps.

Test Result:

PASS –

The DUT passed all assertions.

FAIL –

The DUT did not send **GetCredentialInfoListResponse** message.



4.2.3 GET CREDENTIAL INFO LIST - START REFERENCE AND LIMIT

Test Label: Get Credential Info List Verification with Start Reference and Limit

Test Case ID: CREDENTIAL-2-1-3

ONVIF Core Specification Coverage: CredentialInfo (ONVIF Credential Service Specification), GetCredentialInfoList command (ONVIF Credential Service Specification)

Command Under Test: GetCredentialInfoList

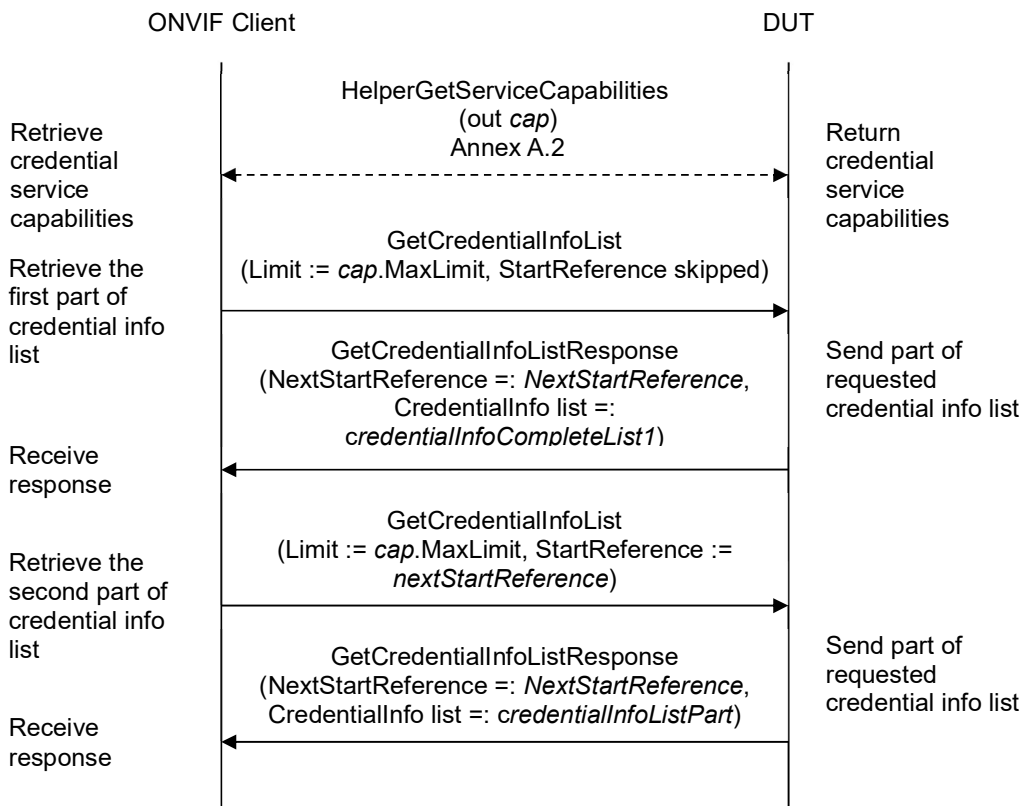
WSDL Reference: credential.wsdl

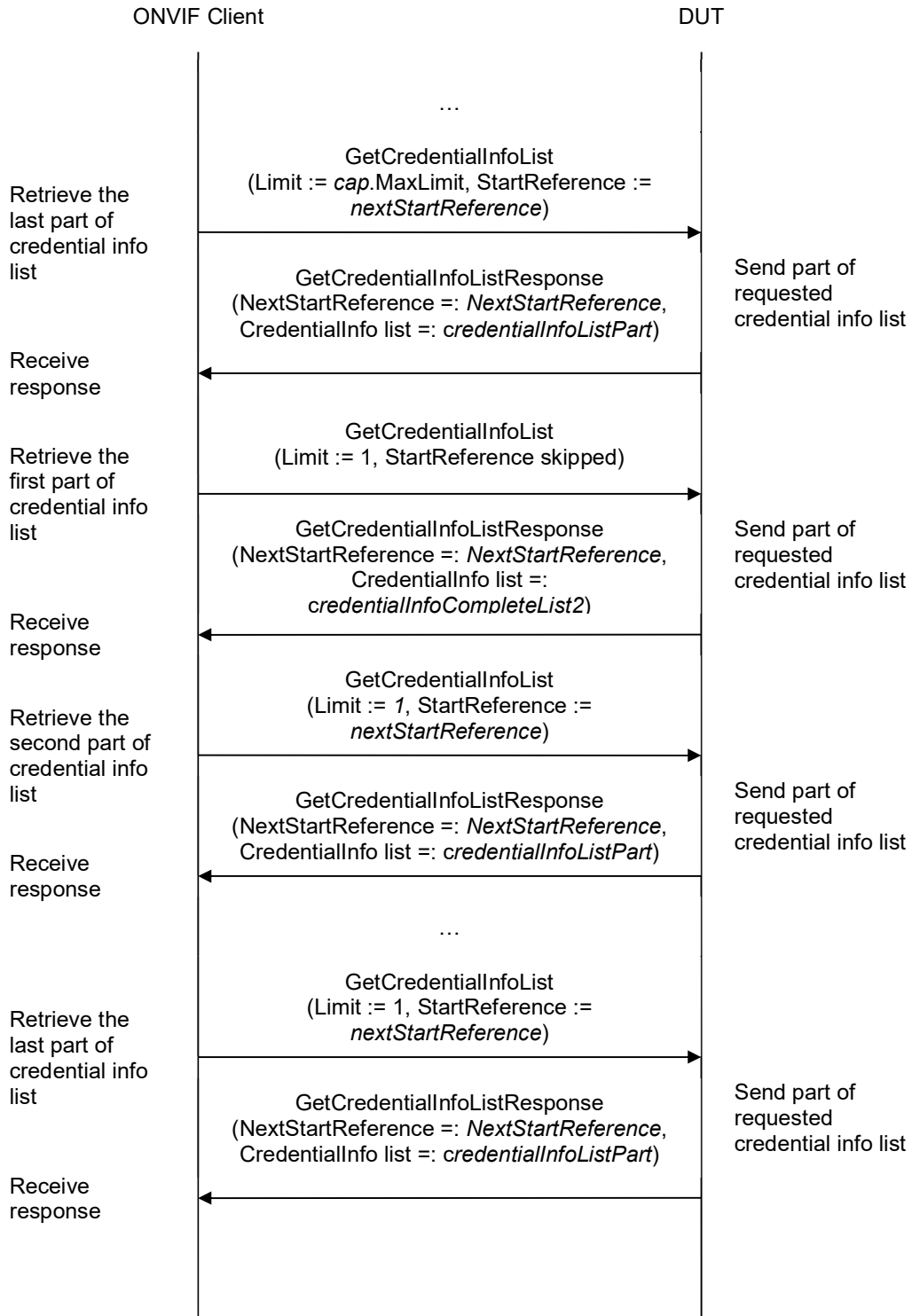
Test Purpose: To verify Get Credential Info List using StartReference and Limit.

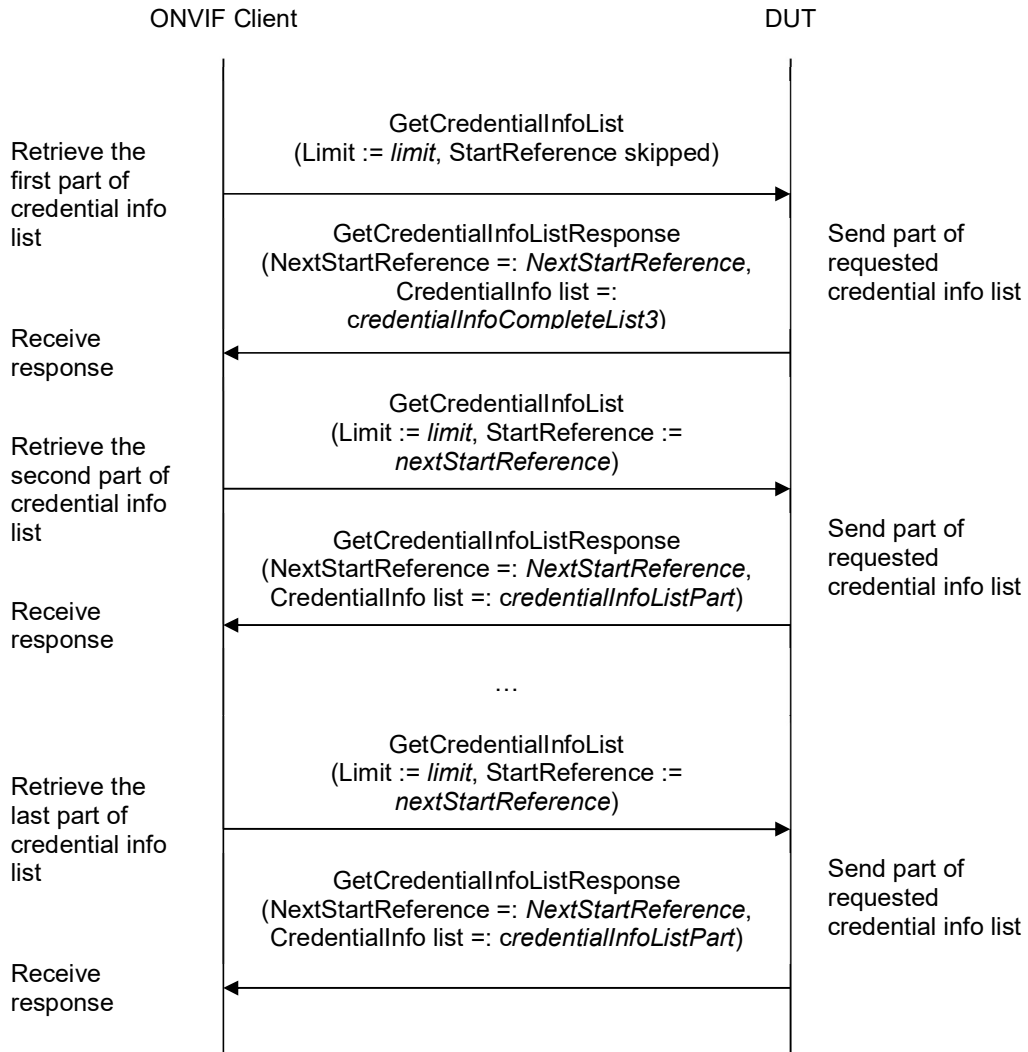
Pre-requisite: Credential Service is received from the DUT.

Test Configuration: ONVIF Client and DUT

Test Sequence:







Test Procedure:

1. Start an ONVIF Client.
2. Start the DUT.
3. ONVIF Client gets the service capabilities (out *cap*) by following the procedure mentioned in Annex A.2.
4. ONVIF client invokes **GetCredentialInfoList** with parameters
 - `Limit := cap.MaxLimit`
 - `StartReference` skipped
5. The DUT responds with **GetCredentialInfoListResponse** message with parameters

- NextStartReference =: *nextStartReference*
 - CredentialInfo list =: *credentialInfoCompleteList1*
6. If *credentialInfoCompleteList1* contains more CredentialInfo items than *cap.MaxLimit*, FAIL the test and skip other steps.
 7. Until *nextStartReference* is not null, repeat the following steps:
 - 7.1. ONVIF client invokes **GetCredentialInfoList** with parameters
 - Limit := *cap.MaxLimit*
 - StartReference := *nextStartReference*
 - 7.2. The DUT responds with **GetCredentialInfoListResponse** message with parameters
 - NextStartReference =: *nextStartReference*
 - CredentialInfo list =: *credentialInfoListPart*
 - 7.3. If *credentialInfoListPart* contains more CredentialInfo items than *cap.MaxLimit*, FAIL the test and skip other steps.
 - 7.4. Set the following:
 - *credentialInfoCompleteList1* := *credentialInfoCompleteList1* + *credentialInfoListPart*
 8. If *credentialInfoCompleteList1* contains at least two CredentialInfo items with equal token, FAIL the test and skip other steps.
 9. If *cap.MaxLimit* is equal to 1, skip other steps.
 10. ONVIF client invokes **GetCredentialInfoList** with parameters
 - Limit := 1
 - StartReference skipped
 11. The DUT responds with **GetCredentialInfoListResponse** message with parameters
 - NextStartReference =: *nextStartReference*
 - CredentialInfo list =: *credentialInfoCompleteList2*
 12. If *credentialInfoCompleteList2* contains more CredentialInfo items than 1, FAIL the test and skip other steps.
 13. Until *nextStartReference* is not null, repeat the following steps:
 - 13.1. ONVIF client invokes **GetCredentialInfoList** with parameters
 - Limit := 1
 - StartReference := *nextStartReference*
 - 13.2. The DUT responds with **GetCredentialInfoListResponse** message with parameters

- NextStartReference =: *nextStartReference*
 - CredentialInfo list =: *credentialInfoListPart*
- 13.3. If *credentialInfoListPart* contains more CredentialInfo items than 1, FAIL the test and skip other steps.
- 13.4. Set the following:
- *credentialInfoCompleteList2* := *credentialInfoCompleteList2* + *credentialInfoListPart*
14. If *credentialInfoCompleteList2* contains at least two CredentialInfo items with equal token, FAIL the test and skip other steps.
15. If *credentialInfoCompleteList2* does not contain all credentials from *credentialInfoCompleteList1*, FAIL the test and skip other steps.
16. If *credentialInfoCompleteList2* contains credentials other than credentials from *credentialInfoCompleteList1*, FAIL the test and skip other steps.
17. If *cap.MaxLimit* is equal to 2, skip other steps.
18. Set the following:
- *limit* := [number between 1 and *cap.MaxLimit*]
19. ONVIF client invokes **GetCredentialInfoList** with parameters
- Limit := *limit*
 - StartReference skipped
20. The DUT responds with **GetCredentialInfoListResponse** message with parameters
- NextStartReference =: *nextStartReference*
 - CredentialInfo list =: *credentialInfoCompleteList3*
21. If *credentialInfoCompleteList3* contains more CredentialInfo items than *limit*, FAIL the test and skip other steps.
22. Until *nextStartReference* is not null, repeat the following steps:
- 22.1. ONVIF client invokes **GetCredentialInfoList** with parameters
- Limit := *limit*
 - StartReference := *nextStartReference*
- 22.2. The DUT responds with **GetCredentialInfoListResponse** message with parameters
- NextStartReference =: *nextStartReference*
 - CredentialInfo list =: *credentialInfoListPart*
- 22.3. If *credentialInfoListPart* contains more CredentialInfo items than *limit*, FAIL the test and skip other steps.

22.4. Set the following:

- *credentialInfoCompleteList3* := *credentialInfoCompleteList3* + *credentialInfoListPart*

23. If *credentialInfoCompleteList3* contains at least two *CredentialInfo* items with equal token, FAIL the test and skip other steps.

24. If *credentialInfoCompleteList3* does not contain all credentials from *credentialInfoCompleteList1*, FAIL the test and skip other steps.

25. If *credentialInfoCompleteList3* contains credentials other than credentials from *credentialInfoCompleteList1*, FAIL the test and skip other steps.

Test Result:

PASS –

The DUT passed all assertions.

FAIL –

The DUT did not send **GetCredentialInfoListResponse** message.



4.2.4 GET CREDENTIAL INFO LIST - NO LIMIT

Test Label: Get Credential Info List Verification without Limit

Test Case ID: CREDENTIAL-2-1-4

ONVIF Core Specification Coverage: CredentialInfo (ONVIF Credential Service Specification), GetCredentialInfoList command (ONVIF Credential Service Specification)

Command Under Test: GetCredentialInfoList

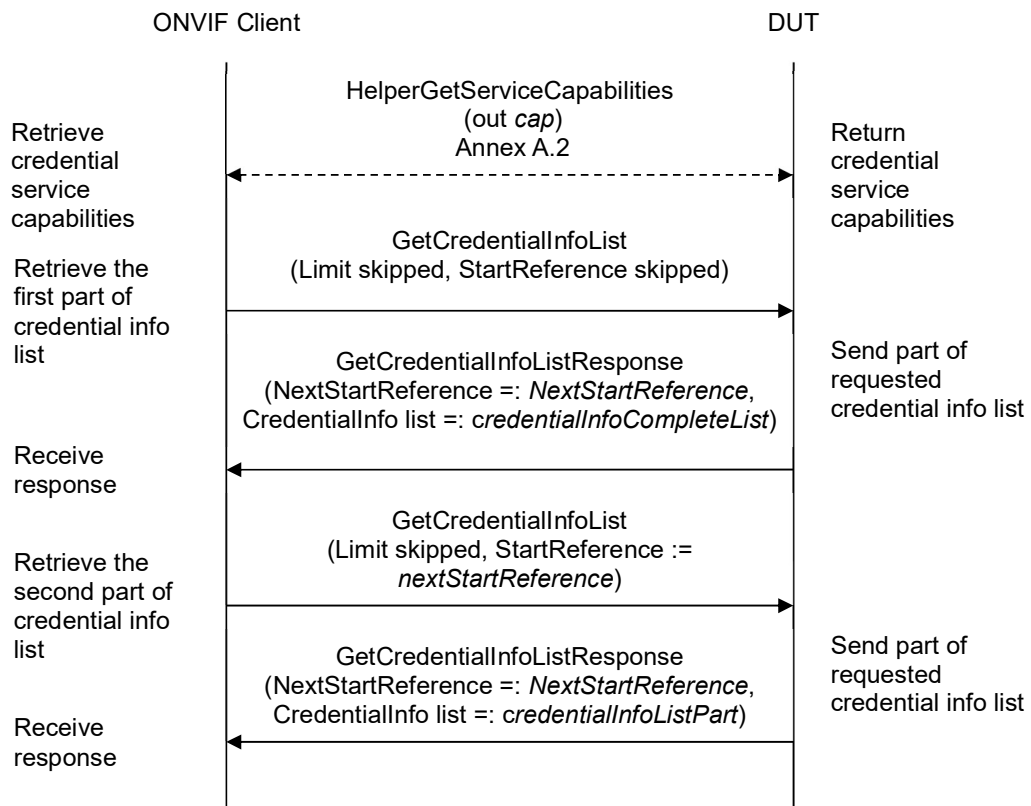
WSDL Reference: credential.wsdl

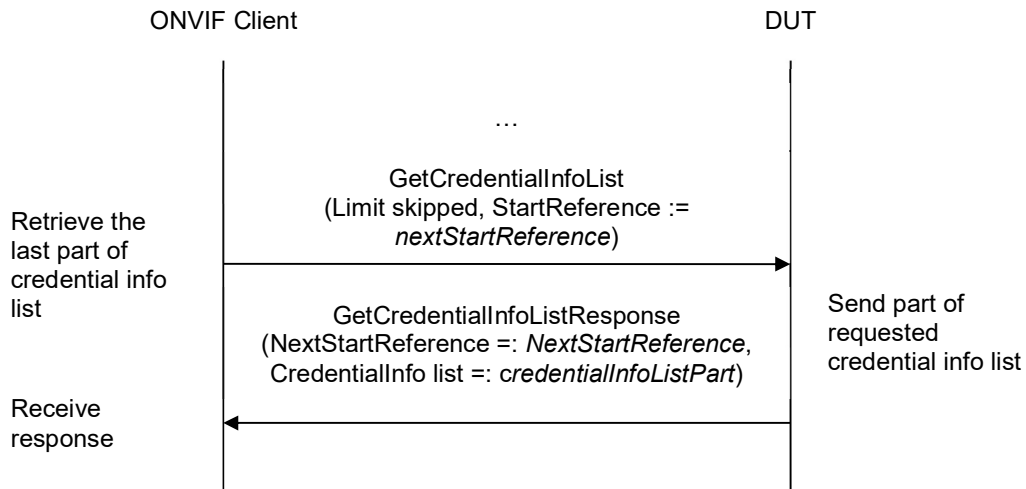
Test Purpose: To verify Get Credential Info List without using Limit.

Pre-requisite: Credential Service is received from the DUT.

Test Configuration: ONVIF Client and DUT

Test Sequence:





Test Procedure:

1. Start an ONVIF Client.
2. Start the DUT.
3. ONVIF Client gets the service capabilities (out *cap*) by following the procedure mentioned in Annex A.2.
4. ONVIF client invokes **GetCredentialInfoList** with parameters
 - Limit skipped
 - StartReference skipped
5. The DUT responds with **GetCredentialInfoListResponse** message with parameters
 - NextStartReference =: *nextStartReference*
 - CredentialInfo list =: *credentialInfoCompleteList*
6. If *credentialInfoCompleteList* contains more CredentialInfo items than *cap.MaxLimit*, FAIL the test and skip other steps.
7. Until *nextStartReference* is not null, repeat the following steps:
 - 7.1. ONVIF client invokes **GetCredentialInfoList** with parameters
 - Limit skipped
 - StartReference := *nextStartReference*
 - 7.2. The DUT responds with **GetCredentialInfoListResponse** message with parameters
 - NextStartReference =: *nextStartReference*



- CredentialInfo list =: *credentialInfoListPart*
- 7.3. If *credentialInfoListPart* contains more CredentialInfo items than *cap.MaxLimit*, FAIL the test and skip other steps.
- 7.4. Set the following:
- *credentialInfoCompleteList* := *credentialInfoCompleteList* + *credentialInfoListPart*
8. If *credentialInfoCompleteList* contains at least two CredentialInfo items with equal token, FAIL the test.
9. If *credentialInfoCompleteList* contains more CredentialInfo items than *cap.MaxCredentials*, FAIL the test and skip other steps.

Test Result:

PASS –

The DUT passed all assertions.

FAIL –

The DUT did not send **GetCredentialInfoListResponse** message.



4.2.5 GET CREDENTIAL INFO WITH INVALID TOKEN

Test Label: Get Credential Info with Invalid Token Verification

Test Case ID: CREDENTIAL-2-1-5

ONVIF Core Specification Coverage: CredentialInfo (ONVIF Credential Service Specification), GetCredentialInfo command (ONVIF Credential Service Specification)

Command Under Test: GetCredentialInfo

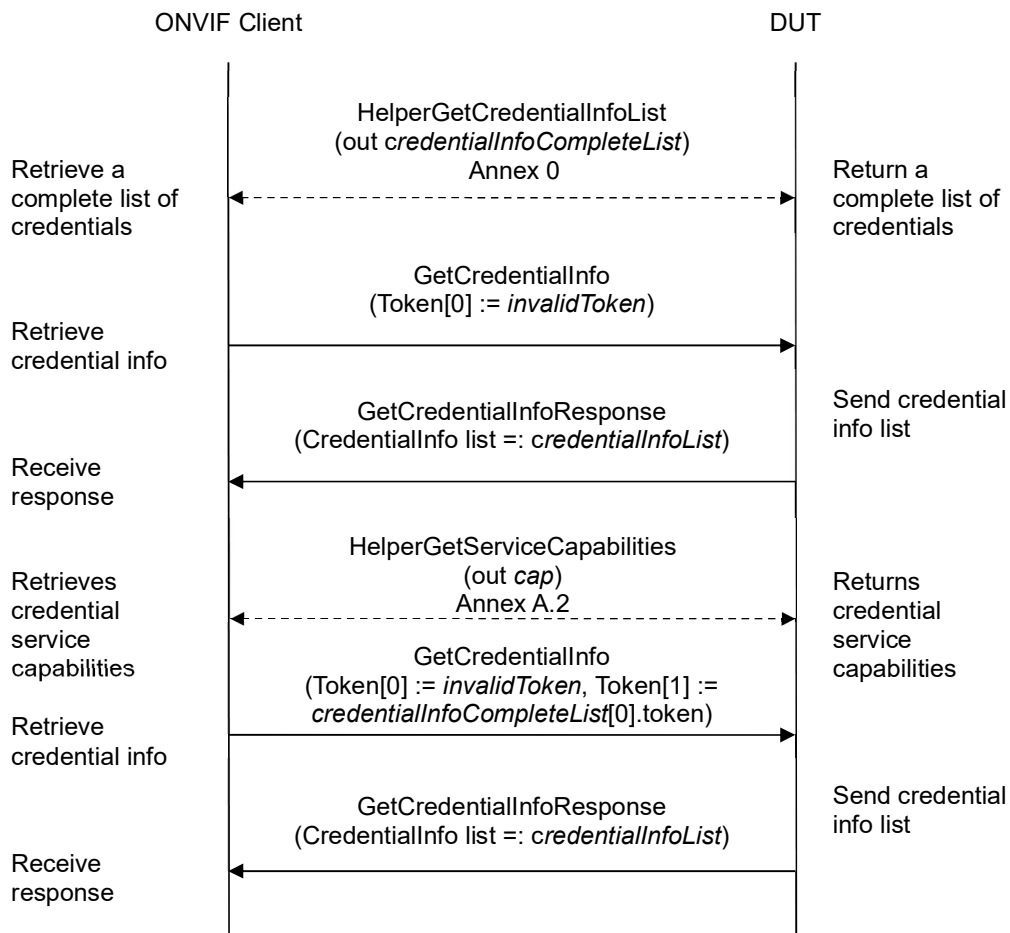
WSDL Reference: credential.wsdl

Test Purpose: To verify Get Credential Info with invalid token.

Pre-requisite: Credential Service is received from the DUT.

Test Configuration: ONVIF Client and DUT

Test Sequence:



Test Procedure:

1. Start an ONVIF Client.
2. Start the DUT.
3. ONVIF Client retrieves a complete list of credential info (out *credentialInfoCompleteList*) by following the procedure mentioned in Annex A.1.
4. Set the following:
 - *invalidToken* := value not equal to any *credentialInfoCompleteList.token*
5. ONVIF client invokes **GetCredentialInfo** with parameters
 - Token[0] := *invalidToken*
6. The DUT responds with **GetCredentialInfoResponse** message with parameters
 - CredentialInfo list =: *credentialInfoList*
7. If *credentialInfoList* is not empty, FAIL the test.
8. If *credentialInfoCompleteList* is empty, skip other steps.
9. ONVIF Client gets the service capabilities (out *cap*) by following the procedure mentioned in Annex A.2.
10. If *cap.MaxLimit* is less than 2, skip other steps.
11. ONVIF client invokes **GetCredentialInfo** with parameters
 - Token[0] := *invalidToken*
 - Token[1] := *credentialInfoCompleteList[0].token*
12. The DUT responds with **GetCredentialInfoResponse** message with parameters
 - CredentialInfo list =: *credentialInfoList*
13. If *credentialInfoList* is empty, FAIL the test.
14. If *credentialInfoList* contains more than one item, FAIL the test.
15. If *credentialInfoList[0].token* does not equal to *credentialInfoCompleteList[0].token*, FAIL the test.

Test Result:

PASS –

The DUT passed all assertions.

FAIL –

The DUT did not send **GetCredentialInfoResponse** message.

4.2.6 GET CREDENTIAL INFO - TOO MANY ITEMS

Test Label: Get Credential Info - number of requested items is greater than MaxLimit



Test Case ID: CREDENTIAL-2-1-6

ONVIF Core Specification Coverage: CredentialInfo (ONVIF Credential Service Specification), GetCredentialInfo command (ONVIF Credential Service Specification)

Command Under Test: GetCredentialInfo

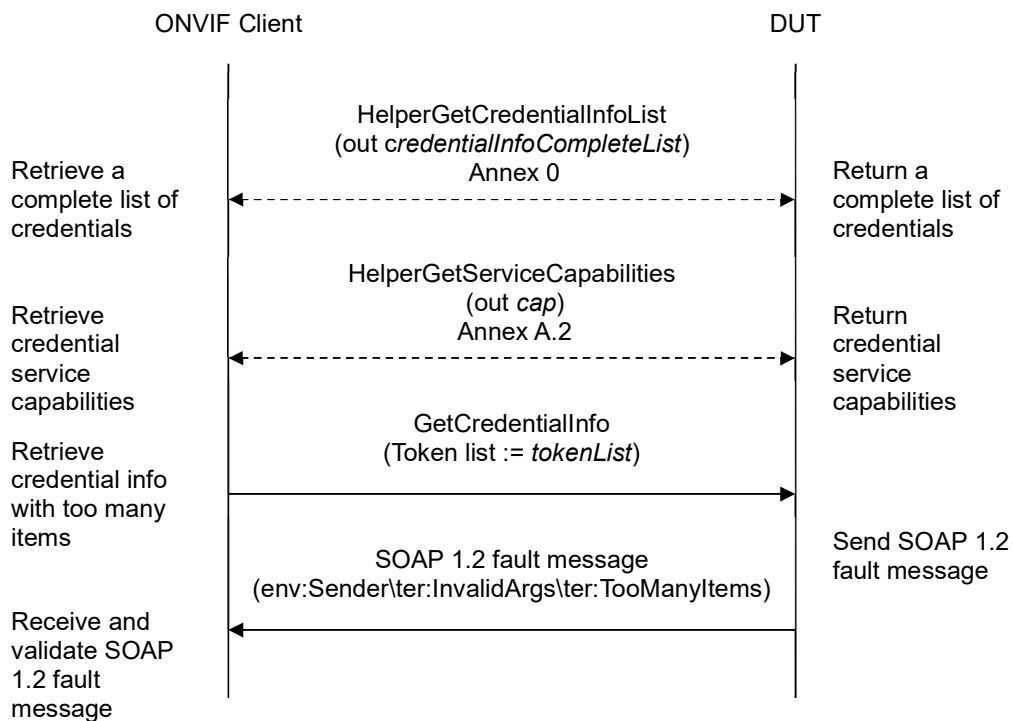
WSDL Reference: credential.wsdl

Test Purpose: To verify Get Credential Info in case if there a more items than MaxLimit in request.

Pre-requisite: Credential Service is received from the DUT.

Test Configuration: ONVIF Client and DUT

Test Sequence:



Test Procedure:

1. Start an ONVIF Client.
2. Start the DUT.
3. ONVIF Client retrieves a complete list of credential info (out *credentialInfoCompleteList*) by following the procedure mentioned in Annex A.1.
4. ONVIF Client gets the service capabilities (out *cap*) by following the procedure mentioned in Annex A.2.



5. If *credentialInfoCompleteList.token* items number is less than *cap.MaxLimit* or equal to *cap.MaxLimit*, skip other steps.
6. Set the following:
 - *tokenList* := [subset of *credentialInfoCompleteList.token* values with items number equal to *cap.MaxLimit* + 1]
7. ONVIF client invokes **GetCredentialInfo** with parameters
 - Token list := *tokenList*
8. The DUT returns **env:Sender\ter:InvalidArgs\ter:TooManyItems** SOAP 1.2 fault.

Test Result:

PASS –

The DUT passed all assertions.

FAIL –

The DUT did not send **env:Sender\ter:InvalidArgs\ter:TooManyItems** SOAP 1.2 fault.



4.3 Credential

4.3.1 GET CREDENTIALS

Test Label: Get Credentials Verification

Test Case ID: CREDENTIAL-3-1-1

ONVIF Core Specification Coverage: CredentialInfo (ONVIF Credential Service Specification), Credential (ONVIF Credential Service Specification), GetCredentials command (ONVIF Credential Service Specification)

Command Under Test: GetCredentials

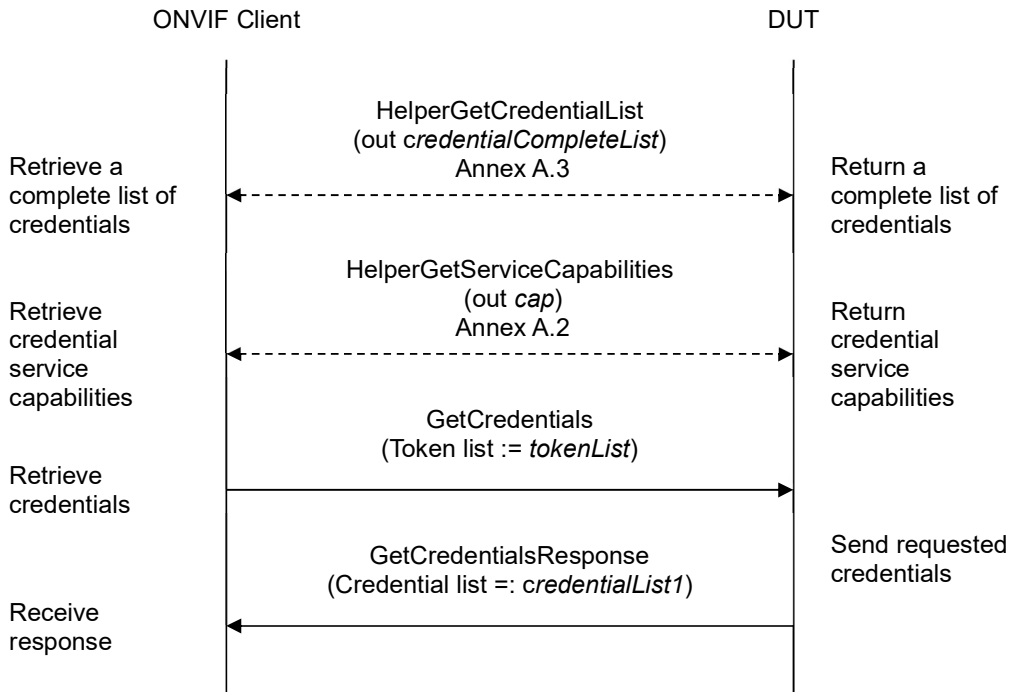
WSDL Reference: credential.wsdl

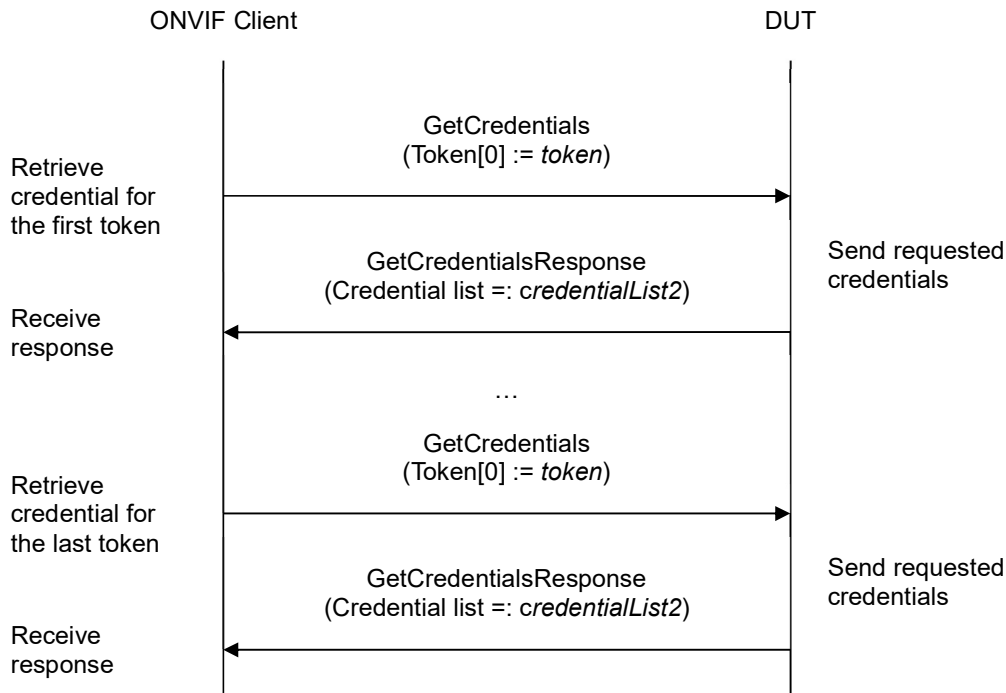
Test Purpose: To verify Get Credential.

Pre-requisite: Credential Service is received from the DUT.

Test Configuration: ONVIF Client and DUT

Test Sequence:





Test Procedure:

1. Start an ONVIF Client.
2. Start the DUT.
3. ONVIF Client retrieves a complete list of credentials (out *credentialCompleteList*) by following the procedure mentioned in Annex A.3.
4. If *credentialCompleteList* is empty, skip other steps.
5. ONVIF Client gets the service capabilities (out *cap*) by following the procedure mentioned in Annex A.2.
6. Set the following:
 - *tokenList* := [subset of *credentialCompleteList.token* values with items number equal to *cap.MaxLimit*]
7. ONVIF client invokes **GetCredentials** with parameters
 - Token list := *tokenList*
8. The DUT responds with **GetCredentialsResponse** message with parameters
 - Credential list := *credentialList1*
9. If *credentialList1* does not contain Credential item for each token from *tokenList*, FAIL the test and skip other steps.

10. If *credentialList1* contains at least two Credential items with equal token, FAIL the test and skip other steps.
11. If *credentialList1* contains other Credential items than listed in *tokenList*, FAIL the test and skip other steps.
12. For each Credential.token *token* from *credentialCompleteList* repeat the following steps:
 - 12.1. ONVIF client invokes **GetCredentials** with parameters
 - Token[0] := *token*
 - 12.2. The DUT responds with **GetCredentialsResponse** message with parameters
 - Credential list =: *credentialList2*
 - 12.3. If *credentialList2* does not contain only one Credential item with token equal to *token*, FAIL the test and skip other steps.
 - 12.4. If *credentialList2*[0] item does not have equal field values to *credentialCompleteList*[token = *token*] item, FAIL the test and skip other steps.

Test Result:

PASS –

The DUT passed all assertions.

FAIL –

The DUT did not send **GetCredentialsResponse** message.

Note: If number of items in *credentialCompleteList* is less than *cap.MaxLimit*, then all *credentialCompleteList.Token* items shall be used for the step 6.

Note: The following fields are compared at step 12.4:

- Credential:
 - token
 - Description
 - CredentialHolderToken
 - ValidFrom
 - ValidTo
 - CredentialIdentifier list (Type.Name is used as unique key for comparing)
 - Type
 - Name
 - FormatType
 - ExemptedFromAuthentication

- Value
- CredentialAccessProfile list (AccessProfileToken is used as unique key for comparing)
 - AccessProfileToken
 - ValidFrom
 - ValidTo
- Attribute list
 - Name
 - Value



4.3.2 GET CREDENTIAL LIST - LIMIT

Test Label: Get Credential List Verification with Limit

Test Case ID: CREDENTIAL-3-1-2

ONVIF Core Specification Coverage: CredentialInfo (ONVIF Credential Service Specification), Credential (ONVIF Credential Service Specification), GetCredentialList command (ONVIF Credential Service Specification)

Command Under Test: GetCredentialList

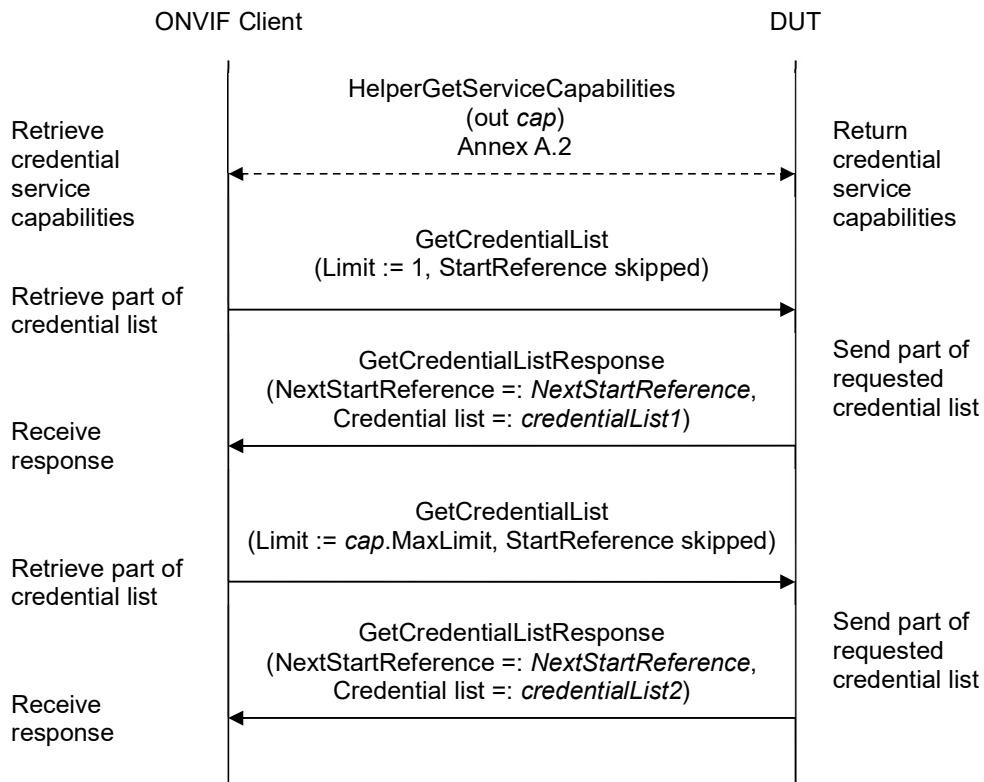
WSDL Reference: credential.wsdl

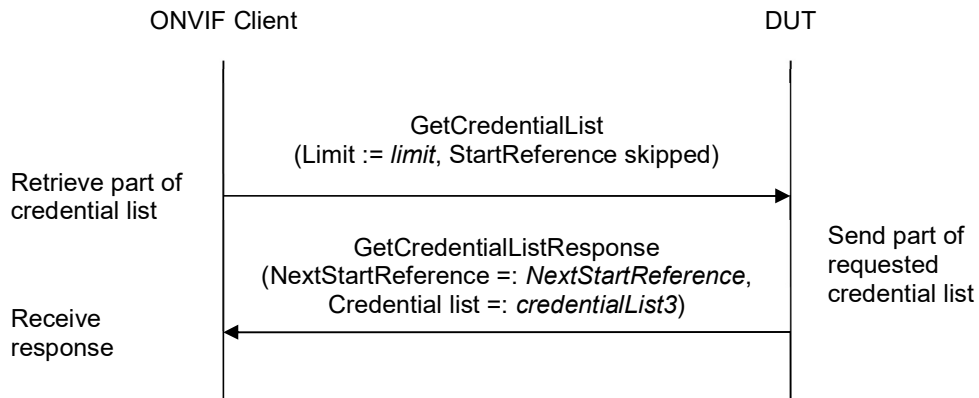
Test Purpose: To verify Get Credential List using Limit.

Pre-requisite: Credential Service is received from the DUT.

Test Configuration: ONVIF Client and DUT

Test Sequence:



**Test Procedure:**

1. Start an ONVIF Client.
2. Start the DUT.
3. ONVIF Client gets the service capabilities (out *cap*) by following the procedure mentioned in Annex A.2.
4. ONVIF client invokes **GetCredentialList** with parameters
 - Limit := 1
 - StartReference skipped
5. The DUT responds with **GetCredentialListResponse** message with parameters
 - NextStartReference := *nextStartReference*
 - Credential list := *credentialList1*
6. If *credentialList1* contains more Credential items than 1, FAIL the test and skip other steps.
7. If *cap.MaxLimit* is equal to 1, skip other steps.
8. ONVIF client invokes **GetCredentialList** with parameters
 - Limit := *cap.MaxLimit*
 - StartReference skipped
9. The DUT responds with **GetCredentialListResponse** message with parameters
 - NextStartReference := *nextStartReference*
 - Credential list := *credentialList2*
10. If *credentialList2* contains more Credential items than *cap.MaxLimit*, FAIL the test and skip other steps.



11. If *cap.MaxLimit* is equal to 2, skip other steps.
12. Set the following:
 - *limit* := [number between 1 and *cap.MaxLimit*]
13. ONVIF client invokes **GetCredentialList** with parameters
 - Limit := *limit*
 - StartReference skipped
14. The DUT responds with **GetCredentialListResponse** message with parameters
 - NextStartReference =: *nextStartReference*
 - Credential list =: *credentialList3*
15. If *credentialList3* contains more Credential items than *limit*, FAIL the test and skip other steps.

Test Result:

PASS –

The DUT passed all assertions.

FAIL –

The DUT did not send **GetCredentialListResponse** message.



4.3.3 GET CREDENTIAL LIST - START REFERENCE AND LIMIT

Test Label: Get Credential List Verification with Start Reference and Limit

Test Case ID: CREDENTIAL-3-1-3

ONVIF Core Specification Coverage: CredentialInfo (ONVIF Credential Service Specification), Credential (ONVIF Credential Service Specification), GetCredentialList command (ONVIF Credential Service Specification)

Command Under Test: GetCredentialList

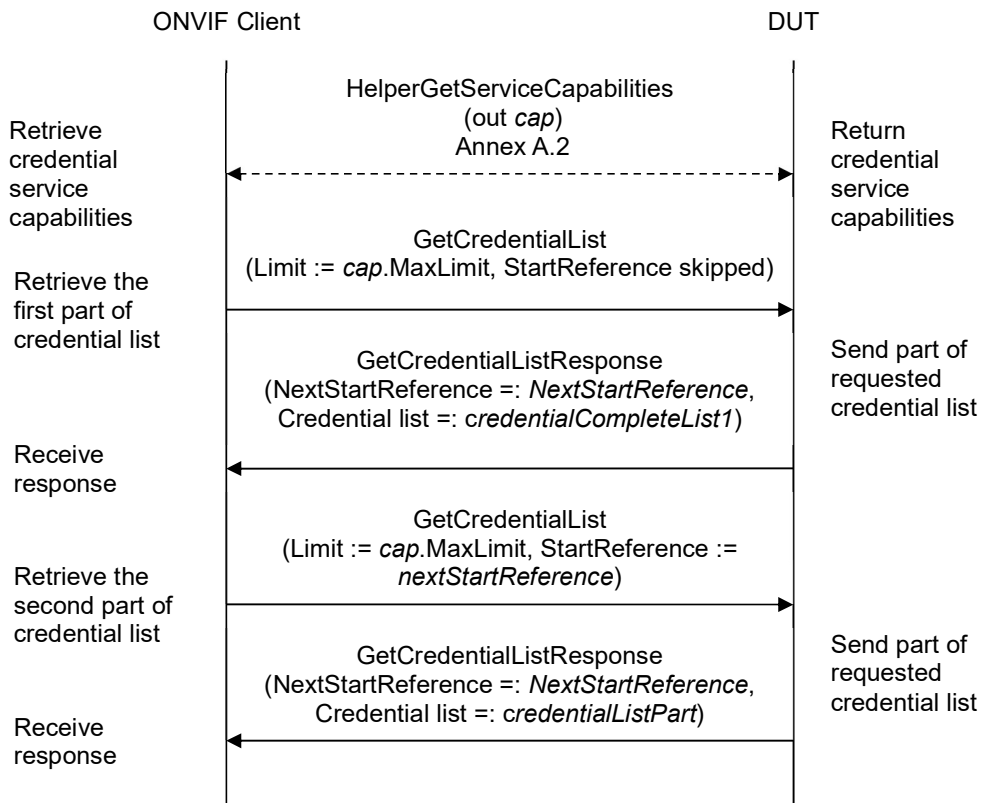
WSDL Reference: credential.wsdl

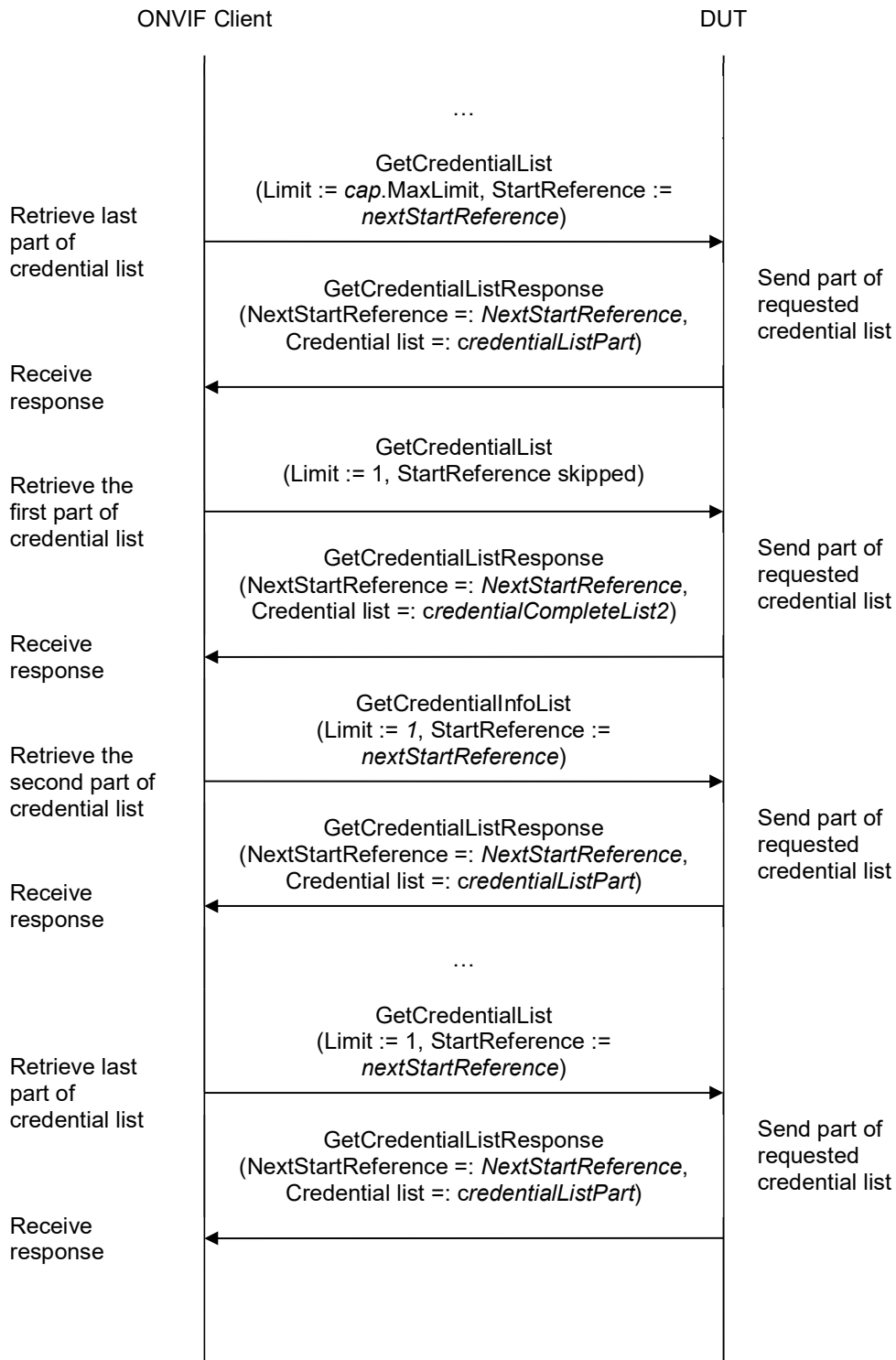
Test Purpose: To verify Get Credential List using StartReference and Limit.

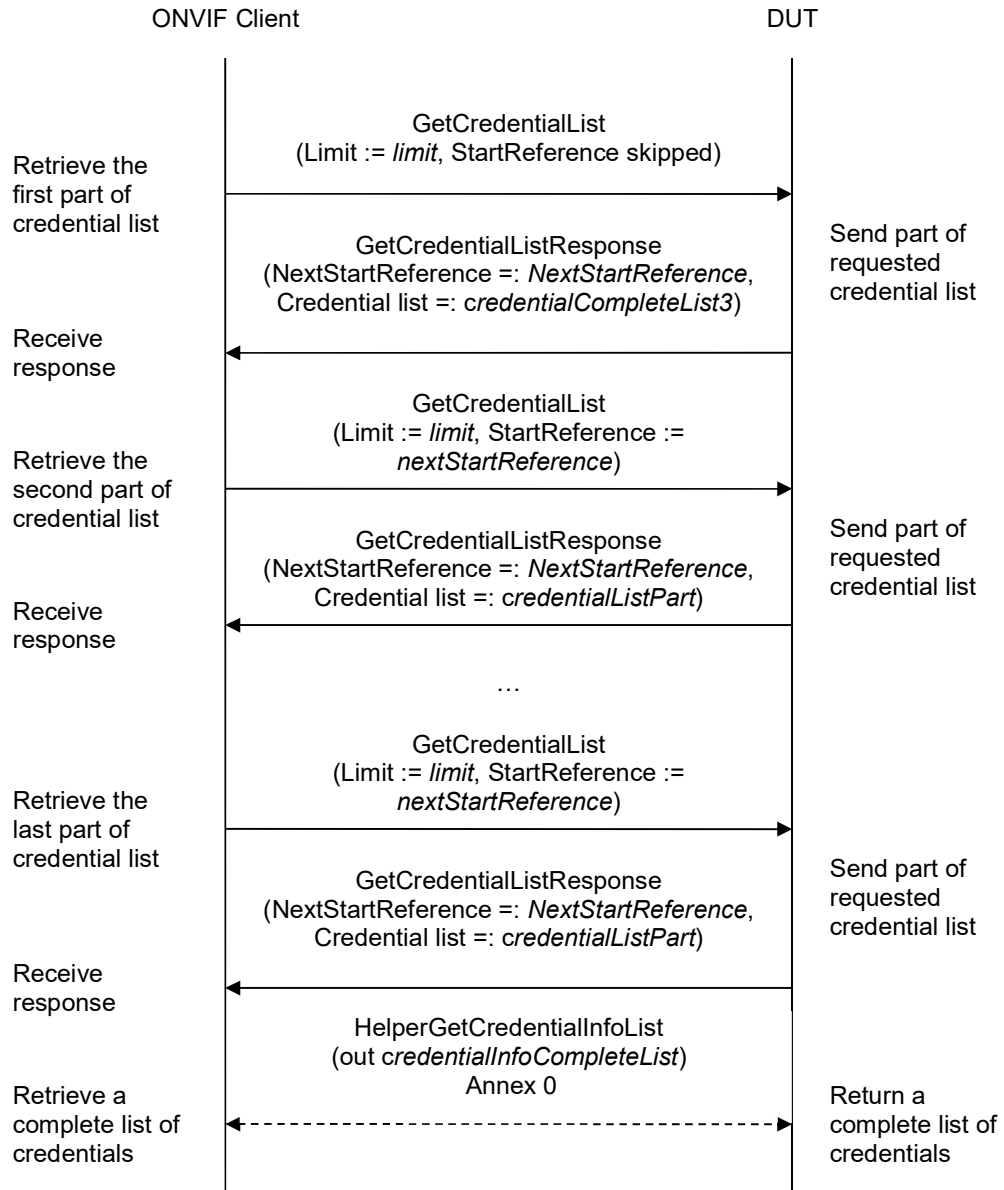
Pre-requisite: Credential Service is received from the DUT.

Test Configuration: ONVIF Client and DUT

Test Sequence:







Test Procedure:

1. Start an ONVIF Client.
2. Start the DUT.
3. ONVIF Client gets the service capabilities (out *cap*) by following the procedure mentioned in Annex A.2.
4. ONVIF client invokes **GetCredentialList** with parameters

- Limit := *cap.MaxLimit*
 - StartReference skipped
5. The DUT responds with **GetCredentialListResponse** message with parameters
 - NextStartReference =: *nextStartReference*
 - Credential list =: *credentialCompleteList1*
 6. If *credentialCompleteList1* contains more Credential items than *cap.MaxLimit*, FAIL the test and skip other steps.
 7. Until *nextStartReference* is not null, repeat the following steps:
 - 7.1. ONVIF client invokes **GetCredentialList** with parameters
 - Limit := *cap.MaxLimit*
 - StartReference := *nextStartReference*
 - 7.2. The DUT responds with **GetCredentialListResponse** message with parameters
 - NextStartReference =: *nextStartReference*
 - Credential list =: *credentialListPart*
 - 7.3. If *credentialListPart* contains more Credential items than *cap.MaxLimit*, FAIL the test and skip other steps.
 - 7.4. Set the following:
 - *credentialCompleteList1* := *credentialCompleteList1* + *credentialListPart*
 8. If *credentialCompleteList1* contains at least two Credential item with equal token, FAIL the test and skip other steps.
 9. If *cap.MaxLimit* is equal to 1, do the following steps:
 - 9.1. ONVIF Client retrieves a complete list of credentials (out *credentialInfoCompleteList*) by following the procedure mentioned in Annex A.1.
 - 9.2. If *credentialCompleteList1* does not contain all credentials from *credentialInfoCompleteList*, FAIL the test and skip other steps.
 - 9.3. If *credentialCompleteList1* contains credentials other than credentials from *credentialInfoCompleteList*, FAIL the test and skip other steps.
 - 9.4. For each CredentialInfo.token *token* from *credentialInfoCompleteList* repeat the following steps:
 - 9.4.1. If *credentialCompleteList1*[token = *token*] item does not have equal field values to *credentialInfoCompleteList*[token = *token*] item, FAIL the test and skip other steps.
 - 9.5. Skip other steps.
 10. ONVIF client invokes **GetCredentialList** with parameters

- Limit := 1
 - StartReference skipped
11. The DUT responds with **GetCredentialListResponse** message with parameters
- NextStartReference =: *nextStartReference*
 - Credential list =: *credentialCompleteList2*
12. If *credentialCompleteList2* contains more Credential items than 1, FAIL the test and skip other steps.
13. Until *nextStartReference* is not null, repeat the following steps:
- 13.1. ONVIF client invokes **GetCredentialList** with parameters
- Limit := 1
 - StartReference := *nextStartReference*
- 13.2. The DUT responds with **GetCredentialListResponse** message with parameters
- NextStartReference =: *nextStartReference*
 - Credential list =: *credentialListPart*
- 13.3. If *credentialListPart* contains more Credential items than 1, FAIL the test and skip other steps.
- 13.4. Set the following:
- *credentialCompleteList2* := *credentialCompleteList2* + *credentialListPart*
14. If *credentialCompleteList2* contains at least two Credential item with equal token, FAIL the test and skip other steps.
15. If *credentialCompleteList2* does not contain all credentials from *credentialCompleteList1*, FAIL the test and skip other steps.
16. If *credentialCompleteList2* contains credentials other than credentials from *credentialCompleteList1*, FAIL the test and skip other steps.
17. If *cap.MaxLimit* is equal to 2 do the following steps:
- 17.1. ONVIF Client retrieves a complete list of credentials (out *credentialInfoCompleteList*) by following the procedure mentioned in Annex A.1.
- 17.2. If *credentialCompleteList2* does not contain all credentials from *credentialInfoCompleteList*, FAIL the test and skip other steps.
- 17.3. If *credentialCompleteList2* contains credentials other than credentials from *credentialInfoCompleteList*, FAIL the test and skip other steps.
- 17.4. For each CredentialInfo.token *token* from *credentialInfoCompleteList* repeat the following steps:
- 17.4.1. If *credentialCompleteList2*[token = *token*] item does not have equal field values to

credentialInfoCompleteList[token = *token*] item, FAIL the test and skip other steps.

17.5. Skip other steps.

18. Set the following:

- *limit* := [number between 1 and *cap.MaxLimit*]

19. ONVIF client invokes **GetCredentialList** with parameters

- Limit := *limit*
- StartReference skipped

20. The DUT responds with **GetCredentialListResponse** message with parameters

- NextStartReference =: *nextStartReference*
- Credential list =: *credentialCompleteList3*

21. If *credentialCompleteList3* contains more Credential items than *limit*, FAIL the test and skip other steps.

22. Until *nextStartReference* is not null, repeat the following steps:

22.1. ONVIF client invokes **GetCredentialList** with parameters

- Limit := *limit*
- StartReference := *nextStartReference*

22.2. The DUT responds with **GetCredentialListResponse** message with parameters

- NextStartReference =: *nextStartReference*
- Credential list =: *credentialListPart*

22.3. If *credentialListPart* contains more Credential items than *limit*, FAIL the test and skip other steps.

22.4. Set the following:

- *credentialCompleteList3* := *credentialCompleteList3* + *credentialListPart*

23. If *credentialCompleteList3* contains at least two Credential items with equal token, FAIL the test and skip other steps.

24. If *credentialCompleteList3* does not contain all credentials from *credentialCompleteList1*, FAIL the test and skip other steps.

25. If *credentialCompleteList3* contains credentials other than credentials from *credentialCompleteList1*, FAIL the test and skip other steps.

26. ONVIF Client retrieves a complete list of credentials (out *credentialInfoCompleteList*) by following the procedure mentioned in Annex A.1.

27. If *credentialCompleteList3* does not contain all credentials from *credentialInfoCompleteList*, FAIL the test and skip other steps.



28. If *credentialCompleteList3* contains credentials other than credentials from *credentialInfoCompleteList*, FAIL the test and skip other steps.

29. For each *CredentialInfo.token token* from *credentialInfoCompleteList* repeat the following steps:

29.1. If *credentialCompleteList3[token = token]* item does not have equal field values to *credentialInfoCompleteList[token = token]* item, FAIL the test and skip other steps.

Test Result:

PASS –

The DUT passed all assertions.

FAIL –

The DUT did not send **GetCredentialListResponse** message.

Note: The following fields are compared at step 29.1:

- **CredentialInfo:**
 - token
 - Description
 - CredentialHolderToken
 - ValidFrom
 - ValidTo



4.3.4 GET CREDENTIAL LIST - NO LIMIT

Test Label: Get Credential List Verification without Limit

Test Case ID: CREDENTIAL-3-1-4

ONVIF Core Specification Coverage: CredentialInfo (ONVIF Credential Service Specification), Credential (ONVIF Credential Service Specification), GetCredentialList command (ONVIF Credential Service Specification)

Command Under Test: GetCredentialList

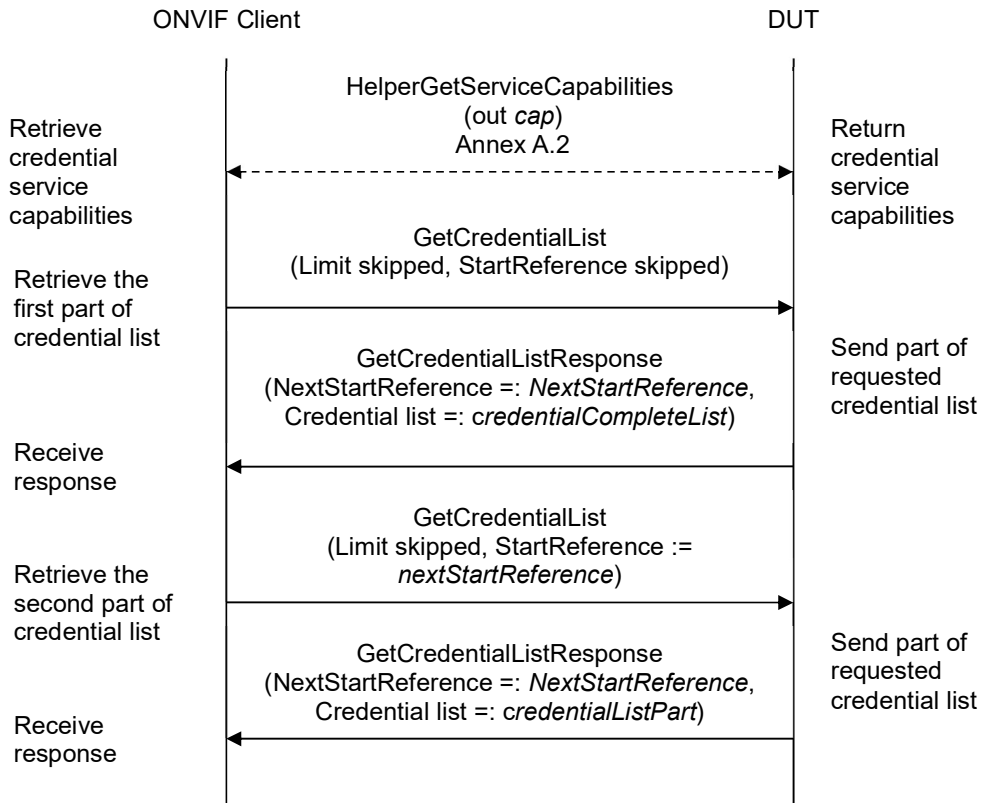
WSDL Reference: credential.wsdl

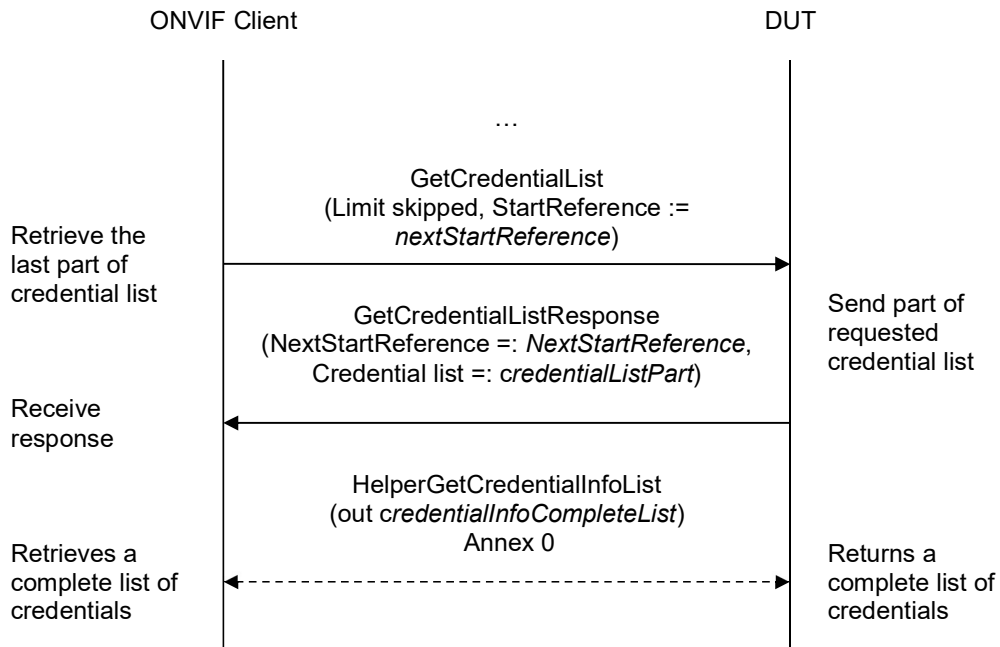
Test Purpose: To verify Get Credential List without using Limit.

Pre-requisite: Credential Service is received from the DUT.

Test Configuration: ONVIF Client and DUT

Test Sequence:





Test Procedure:

1. Start an ONVIF Client.
2. Start the DUT.
3. ONVIF Client gets the service capabilities (out *cap*) by following the procedure mentioned in Annex A.2.
4. ONVIF client invokes **GetCredentialList** with parameters
 - Limit skipped
 - StartReference skipped
5. The DUT responds with **GetCredentialListResponse** message with parameters
 - NextStartReference =: *nextStartReference*
 - Credential list =: *credentialCompleteList*
6. If *credentialCompleteList* contains more Credential items than *cap.MaxLimit*, FAIL the test and skip other steps.
7. Until *nextStartReference* is not null, repeat the following steps:
 - 7.1. ONVIF client invokes **GetCredentialList** with parameters
 - Limit skipped
 - StartReference := *nextStartReference*

7.2. The DUT responds with **GetCredentialListResponse** message with parameters

- NextStartReference =: *nextStartReference*
- Credential list =: *credentialListPart*

7.3. If *credentialListPart* contains more Credential items than *cap.MaxLimit*, FAIL the test and skip other steps.

7.4. Set the following:

- *credentialCompleteList* := *credentialCompleteList* + *credentialListPart*

8. If *credentialCompleteList* contains at least two Credential item with equal token, FAIL the test.

9. ONVIF Client retrieves a complete list of credentials (out *credentialInfoCompleteList*) by following the procedure mentioned in Annex A.1.

10. If *credentialCompleteList* does not contain all credentials from *credentialInfoCompleteList*, FAIL the test and skip other steps.

11. If *credentialCompleteList* contains credentials other than credentials from *credentialInfoCompleteList*, FAIL the test and skip other steps.

12. For each CredentialInfo.token *token* from *credentialInfoCompleteList* repeat the following steps:

12.1. If *credentialCompleteList*[token = *token*] item does not have equal field values to *credentialInfoCompleteList*[token = *token*] item, FAIL the test and skip other steps.

Test Result:

PASS –

The DUT passed all assertions.

FAIL –

The DUT did not send **GetCredentialListResponse** message.

Note: The following fields are compared at step 12.1:

- CredentialInfo:
 - token
 - Description
 - CredentialHolderToken
 - ValidFrom
 - ValidTo



4.3.5 CREATE CREDENTIAL (ENABLED)

Test Label: Create Credential Verification

Test Case ID: CREDENTIAL-3-1-5

ONVIF Core Specification Coverage: CredentialInfo (ONVIF Credential Service Specification), Credential (ONVIF Credential Service Specification), CreateCredential command (ONVIF Credential Service Specification)

Command Under Test: CreateCredential

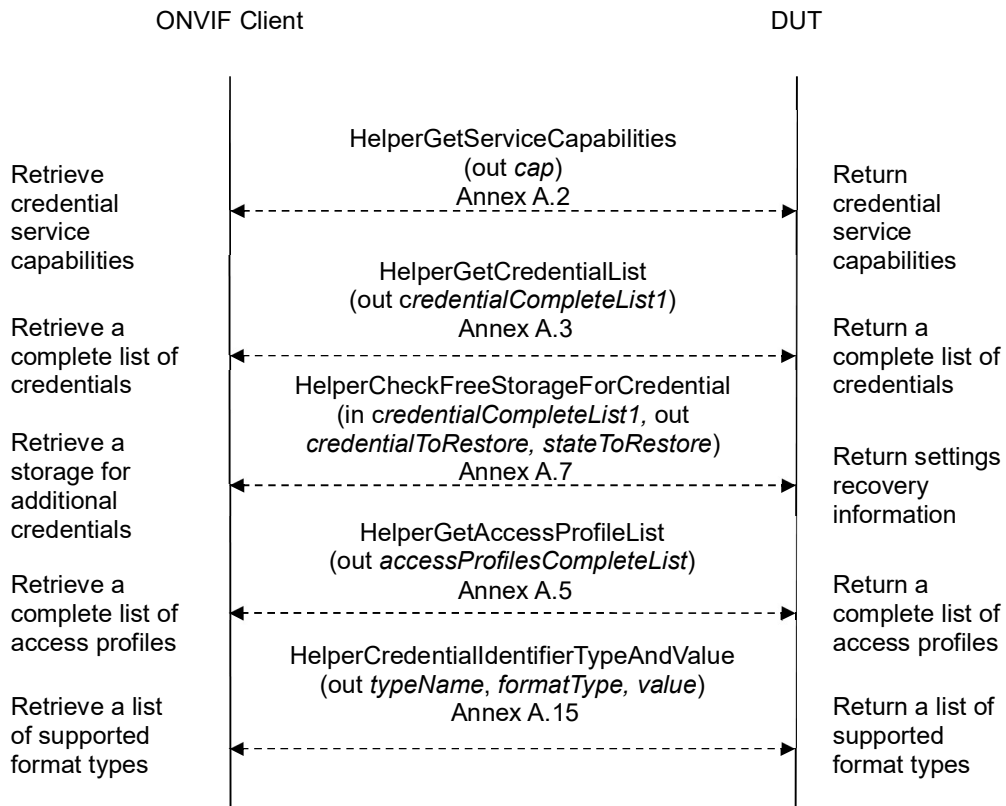
WSDL Reference: credential.wsdl, accessrules.wsdl, and event.wsdl

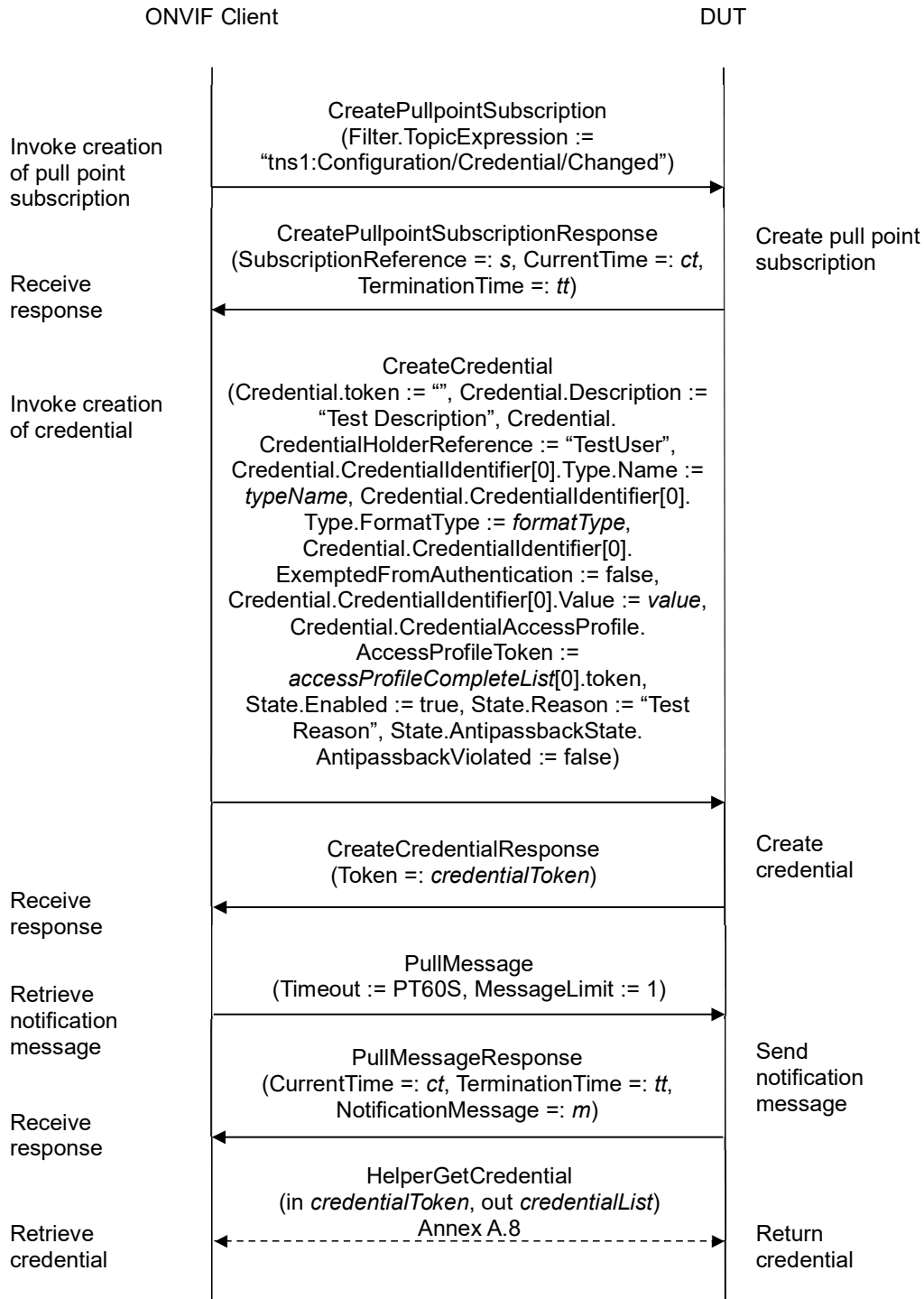
Test Purpose: To verify creation of enabled credential and generating of appropriate notifications.

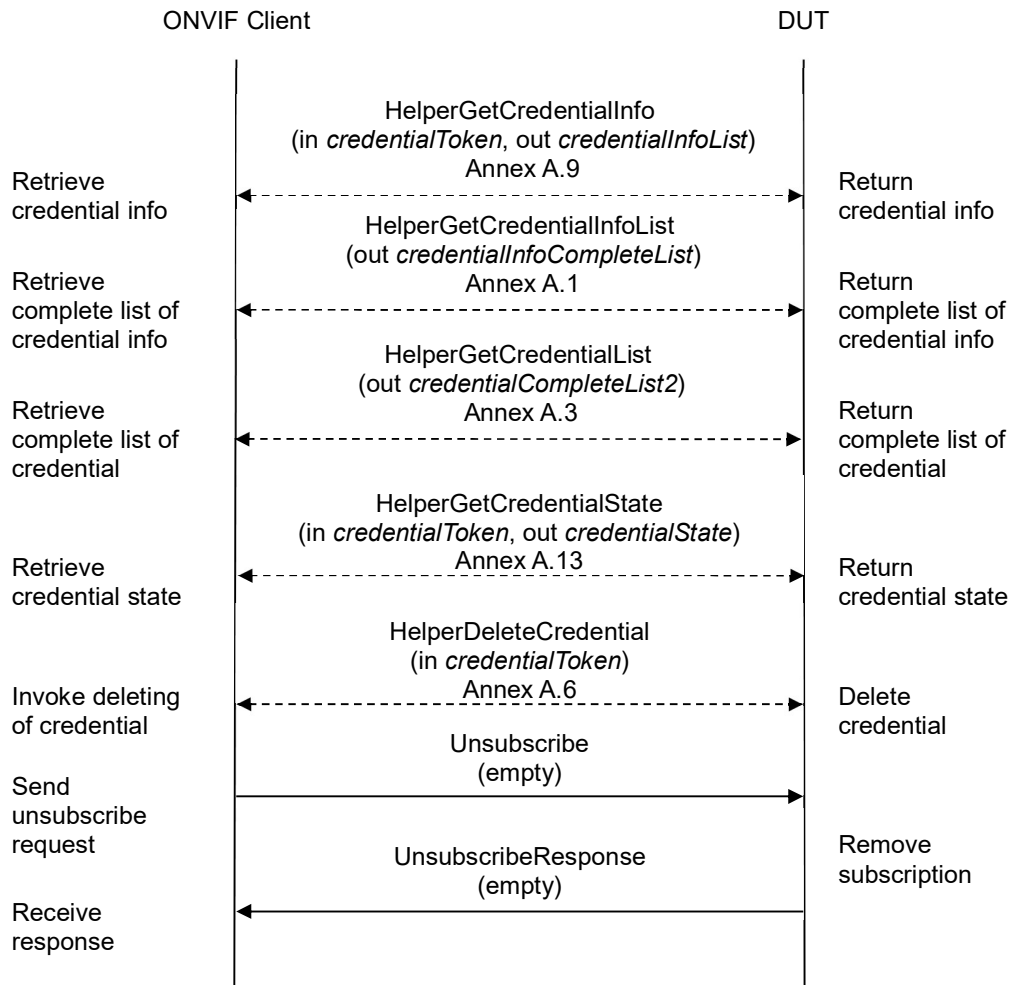
Pre-requisite: Credential Service is received from the DUT. Event Service was received from the DUT. Access Rules Service is received from the DUT. The DUT shall have enough free storage capacity for one additional Credential.

Test Configuration: ONVIF Client and DUT

Test Sequence:







Test Procedure:

1. Start an ONVIF Client.
2. Start the DUT.
3. ONVIF Client gets the service capabilities (out *cap*) by following the procedure mentioned in Annex A.2.
4. ONVIF Client retrieves a complete list of credentials (out *credentialCompleteList1*) by following the procedure mentioned in Annex A.3.
5. ONVIF Client checks free storage for additional Credential (in *credentialCompleteList1*, out *credentialToRestore*, *stateToRestore*) by following the procedure mentioned in Annex A.7.
6. ONVIF Client retrieves a complete list of access profile (out *accessProfileCompleteList*) by following the procedure mentioned in Annex A.5.

7. ONVIF Client retrieves supported Credential identifier type name (in *cap.SupportedIdentifierType*) (out *typeName*) with corresponding Credential identifier Format Type (out *formatType*) and credential identifier value (out *value*) by following the procedure mentioned in Annex A.15.
8. ONVIF Client invokes **CreatePullPointSubscription** with parameters
 - Filter.TopicExpression := "tns1:Configuration/Credential/Changed"
9. The DUT responds with a **CreatePullPointSubscriptionResponse** message with parameters
 - SubscriptionReference =: *s*
 - CurrentTime =: *ct*
 - TerminationTime =: *tt*
10. ONVIF client invokes **CreateCredential** with parameters
 - Credential.token := ""
 - Credential.Description := "Test Description"
 - Credential.CredentialHolderReference := "TestUser"
 - Credential.ValidFrom skipped
 - Credential.ValidTo skipped
 - Credential.CredentialIdentifier[0].Type.Name := *typeName*
 - Credential.CredentialIdentifier[0].Type.FormatType := *formatType*
 - Credential.CredentialIdentifier[0].ExemptedFromAuthentication := true if *cap.Extension* contains SupportedExemptionType element with value = pt:ExemptFromAuthentication, otherwise false
 - Credential.CredentialIdentifier[0].Value := *value*
 - Credential.CredentialAccessProfile.AccessProfileToken := *accessProfileCompleteList*[0].token or skipped (if *accessProfileCompleteList* is empty)
 - Credential.CredentialAccessProfile.ValidFrom skipped
 - Credential.CredentialAccessProfile.ValidTo skipped
 - Credential.Extension skipped
 - State.Enabled := true
 - State.Reason := "Test Reason"
 - State.AntipassbackState.AntipassbackViolated := false if *cap.ResetAntipassbackSupported* value is equal to true, otherwise State.AntipassbackState is skipped
11. The DUT responds with **CreateCredentialResponse** message with parameters

- Token =: *credentialToken*
12. Until *timeout1* timeout expires, repeat the following steps:
 - 12.1. ONVIF Client waits for time $t := \min\{(tt-ct)/2, 1 \text{ second}\}$.
 - 12.2. ONVIF Client invokes **PullMessages** to the subscription endpoint *s* with parameters
 - Timeout := PT60S
 - MessageLimit := 1
 - 12.3. The DUT responds with **PullMessagesResponse** message with parameters
 - CurrentTime =: *ct*
 - TerminationTime =: *tt*
 - NotificationMessage =: *m*
 - 12.4. If *m* is not null and the TopicExpression item in *m* is not equal to "tns1:Configuration/Credential/Changed", FAIL the test and go to the step 24.
 - 12.5. If *m* is not null and does not contain Source.SimpleItem item with Name = "CredentialToken" and Value = *credentialToken*, FAIL the test and go to the step 24.
 - 12.6. If *m* is not null and contains Source.SimpleItem item with Name = "CredentialToken" and Value = *credentialToken*, go to the step 13.
 13. If *timeout1* timeout expires for step 12 without Notification with CredentialToken source simple item equal to *credentialToken*, FAIL the test and go to the step 24.
 14. ONVIF Client retrieves a credential (in *credentialToken*, out *credentialList*) by following the procedure mentioned in Annex A.8.
 15. If *credentialList*[0] item does not have equal field values to values from step 10, FAIL the test and go step 24.
 16. ONVIF Client retrieves a credential info (in *credentialToken*, out *credentialInfoList*) by following the procedure mentioned in Annex A.9.
 17. If *credentialInfoList*[0] item does not have equal field values to values from step 9, FAIL the test and go step 24.
 18. ONVIF Client retrieves a complete credential information list (out *credentialInfoCompleteList*) by following the procedure mentioned in Annex A.1.
 19. If *credentialInfoCompleteList* does not have *credentialInfo*.*[token = credentialToken]* item with equal field values to values from step 9, FAIL the test and go step 24.
 20. ONVIF Client retrieves a complete list of credentials (out *credentialCompleteList2*) by following the procedure mentioned in Annex A.3.
 21. If *credentialCompleteList2* does not have *credential*.*[token = credentialToken]* item with equal field values to values from step 10, FAIL the test and go step 24.
 22. ONVIF client retrieves credential state (in *credentialToken*, out *credentialState*) by following the procedure mentioned in Annex A.13.

23. Check the following:

23.1. If *credential/State*[0].Enabled equal to false, FAIL the test and go step 24.

23.2. If *credential/State*[0].Reason does not equal to "Test Reason" or missed, FAIL the test and go step 24.

23.3. If *cap.ResetAntipassbackSupported* value is equal to true check the following:

23.3.1. If *credential/State*[0] does not contain AntipassbackState element, FAIL the test and go step 24.

23.3.2. If *credential/State*[0].AntipassbackState.AntipassbackViolated equal to true, FAIL the test and go step 24.

24. ONVIF Client deletes the Credential (in *credentialToken*) by following the procedure mentioned in Annex A.6 to restore DUT configuration.

25. If there was credential deleted at step 4, restore it (in *credentialToRestore*, *stateToRestore*) by following the procedure mentioned in Annex A.10 to restore DUT configuration.

26. ONVIF Client sends an **Unsubscribe** to the subscription endpoint s.

27. The DUT responds with **UnsubscribeResponse** message.

Test Result:

PASS –

The DUT passed all assertions.

FAIL –

The DUT did not send **GetCredentialsResponse** message.

The DUT did not send **CreatePullPointSubscriptionResponse** message.

The DUT did not send **CreateCredentialResponse** message.

The DUT did not send **PullMessagesResponse** message.

The DUT did not send **UnsubscribeResponse** message.

Note: *timeout1* will be taken from Operation Delay field of ONVIF Device Test Tool.

Note: The following fields are compared at steps 15, 21:

- Credential:
 - token
 - Description
 - CredentialHolderToken
 - ValidFrom
 - ValidTo

- CredentialIdentifier list (Type.Name is used as unique key for comparing)
 - Type
 - Name
 - FormatType
 - ExemptedFromAuthentication
 - Value
- CredentialAccessProfile list (AccessProfileToken is used as unique key for comparing)
 - AccessProfileToken
 - ValidFrom
 - ValidTo
- Attribute list
 - Name
 - Value

Note: The following fields are compared at steps 17, 19:

- CredentialInfo:
 - token
 - Description
 - CredentialHolderToken
 - ValidFrom
 - ValidTo



4.3.6 CREATE CREDENTIAL (DISABLED)

Test Label: Create Credential Verification

Test Case ID: CREDENTIAL-3-1-6

ONVIF Core Specification Coverage: CredentialInfo (ONVIF Credential Service Specification), Credential (ONVIF Credential Service Specification), CreateCredential command (ONVIF Credential Service Specification)

Command Under Test: CreateCredential

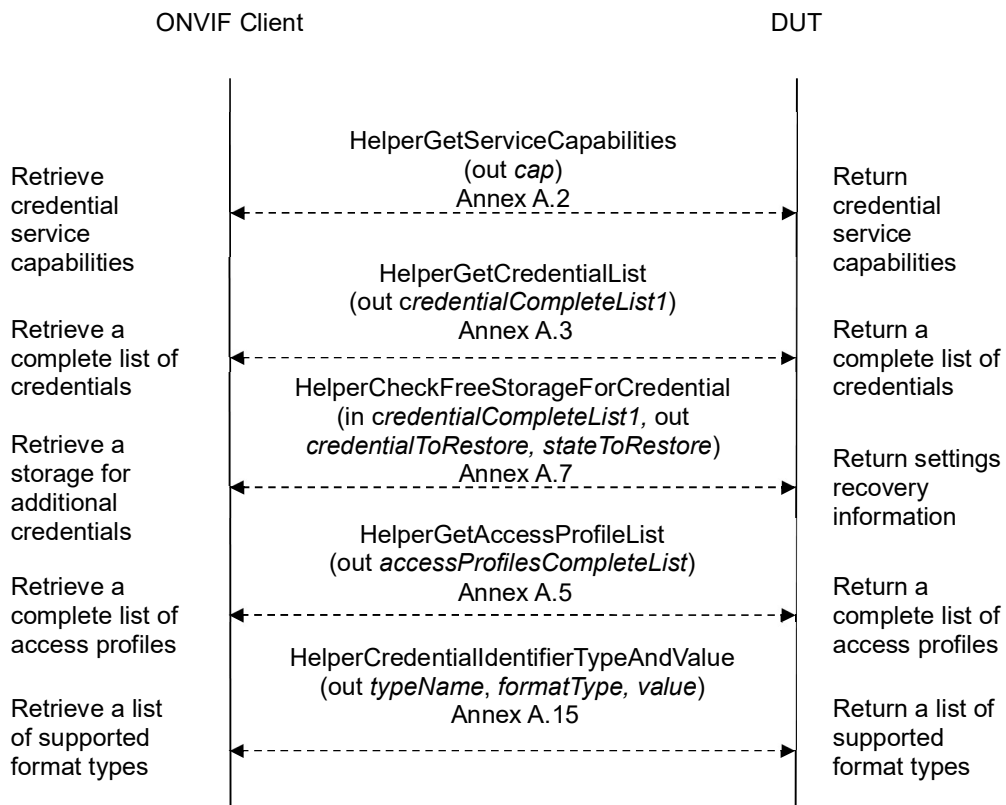
WSDL Reference: credential.wsdl, accessrules.wsdl, and event.wsdl

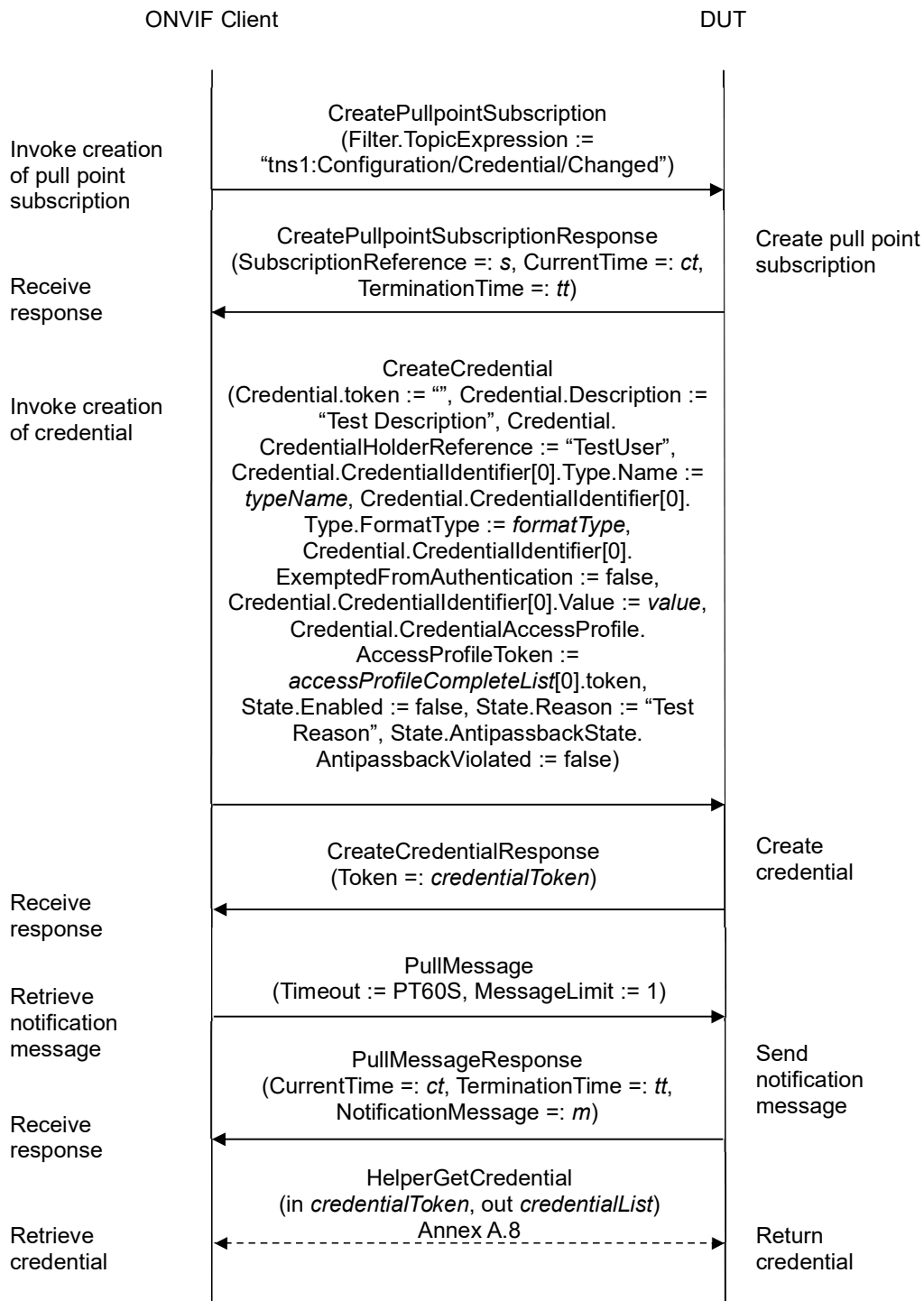
Test Purpose: To verify creation of disabled credential and generating of appropriate notifications.

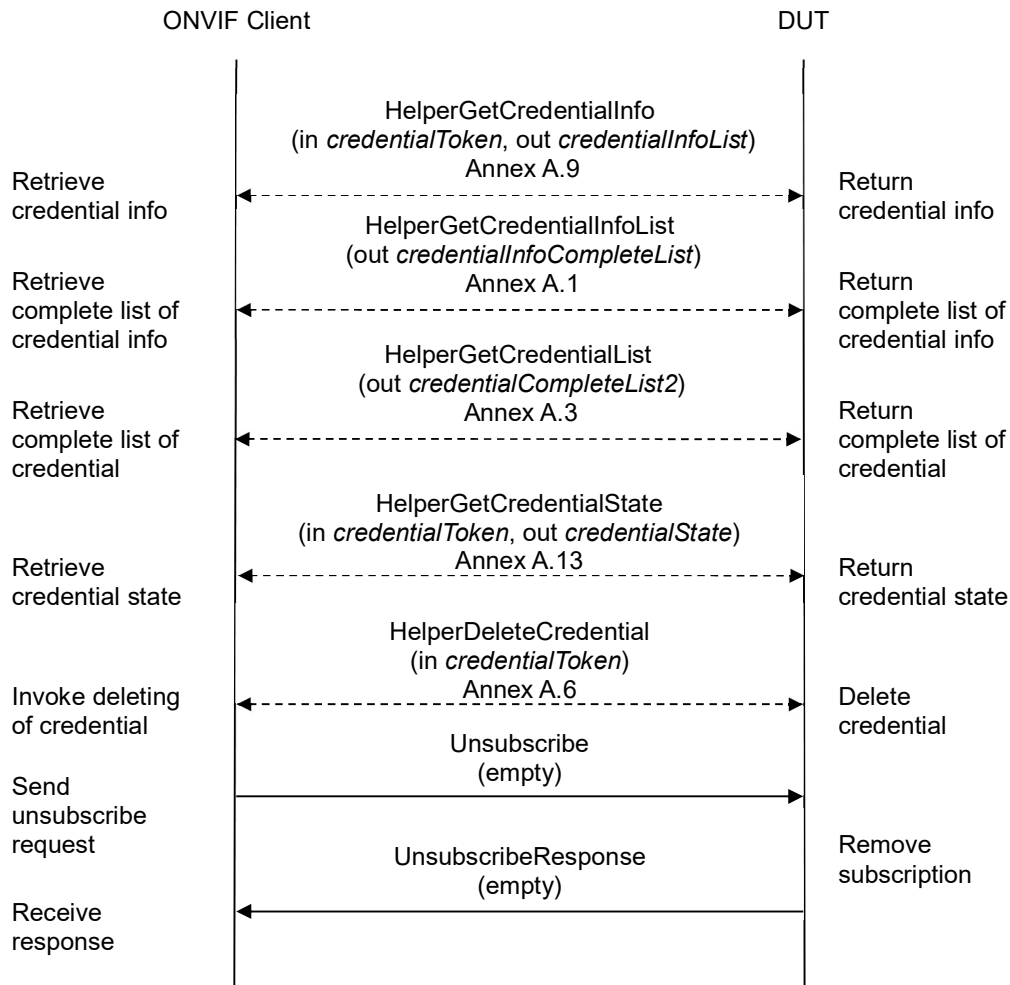
Pre-requisite: Credential Service is received from the DUT. Event Service was received from the DUT. Access Rules Service is received from the DUT. The DUT shall have enough free storage capacity for one additional Credential.

Test Configuration: ONVIF Client and DUT

Test Sequence:







Test Procedure:

1. Start an ONVIF Client.
2. Start the DUT.
3. ONVIF Client gets the service capabilities (out *cap*) by following the procedure mentioned in Annex A.2.
4. ONVIF Client retrieves a complete list of credentials (out *credentialCompleteList1*) by following the procedure mentioned in Annex A.3.
5. ONVIF Client checks free storage for additional Credential (in *credentialCompleteList1*, out *credentialToRestore*, *stateToReastore*) by following the procedure mentioned in Annex A.7.
6. ONVIF Client retrieves a complete list of access profile (out *accessProfileCompleteList*) by following the procedure mentioned in Annex A.5.

7. ONVIF Client retrieves supported Credential identifier type name (in *cap.SupportedIdentifierType*) (out *typeName*) with corresponding Credential identifier Format Type (out *formatType*) and credential identifier value (out *value*) by following the procedure mentioned in Annex A.15.
8. ONVIF Client invokes **CreatePullPointSubscription** with parameters
 - Filter.TopicExpression := “tns1:Configuration/Credential/Changed”
9. The DUT responds with a **CreatePullPointSubscriptionResponse** message with parameters
 - SubscriptionReference =: *s*
 - CurrentTime =: *ct*
 - TerminationTime =: *tt*
10. ONVIF client invokes **CreateCredential** with parameters
 - Credential.token := “”
 - Credential.Description := “Test Description”
 - Credential.CredentialHolderReference := “TestUser”
 - Credential.ValidFrom skipped
 - Credential.ValidTo skipped
 - Credential.CredentialIdentifier[0].Type.Name := *typeName*
 - Credential.CredentialIdentifier[0].Type.FormatType := *formatType*
 - Credential.CredentialIdentifier[0].ExemptedFromAuthentication := true if *cap.Extension* contains SupportedExemptionType element with value = pt:ExemptFromAuthentication, otherwise false
 - Credential.CredentialIdentifier[0].Value := *value*
 - Credential.CredentialAccessProfile.AccessProfileToken := *accessProfileCompleteList*[0].token or skipped (if *accessProfileCompleteList* is empty)
 - Credential.CredentialAccessProfile.ValidFrom skipped
 - Credential.CredentialAccessProfile.ValidTo skipped
 - Credential.Extension skipped
 - State.Enabled := false
 - State.Reason := “Test Reason”
 - State.AntipassbackState.AntipassbackViolated := false if *cap.ResetAntipassbackSupported* value is equal to true, otherwise State.AntipassbackState is skipped
11. The DUT responds with **CreateCredentialResponse** message with parameters

- Token =: *credentialToken*
12. Until *timeout1* timeout expires, repeat the following steps:
 - 12.1. ONVIF Client waits for time $t := \min\{(tt-ct)/2, 1 \text{ second}\}$.
 - 12.2. ONVIF Client invokes **PullMessages** to the subscription endpoint *s* with parameters
 - Timeout := PT60S
 - MessageLimit := 1
 - 12.3. The DUT responds with **PullMessagesResponse** message with parameters
 - CurrentTime =: *ct*
 - TerminationTime =: *tt*
 - NotificationMessage =: *m*
 - 12.4. If *m* is not null and the TopicExpression item in *m* is not equal to "tns1:Configuration/Credential/Changed", FAIL the test and go to the step 24.
 - 12.5. If *m* is not null and does not contain Source.SimpleItem item with Name = "CredentialToken" and Value = *credentialToken*, FAIL the test and go to the step 24.
 - 12.6. If *m* is not null and contains Source.SimpleItem item with Name = "CredentialToken" and Value = *credentialToken*, go to the step 14.
 13. If *timeout1* timeout expires for step 12 without Notification with CredentialToken source simple item equal to *credentialToken*, FAIL the test and go to the step 24.
 14. ONVIF Client retrieves a credential (in *credentialToken*, out *credentialList*) by following the procedure mentioned in Annex A.8.
 15. If *credentialList*[0] item does not have equal field values to values from step 10, FAIL the test and go step 24.
 16. ONVIF Client retrieves a credential info (in *credentialToken*, out *credentialInfoList*) by following the procedure mentioned in Annex A.9.
 17. If *credentialInfoList*[0] item does not have equal field values to values from step 10, FAIL the test and go step 24.
 18. ONVIF Client retrieves a complete credential information list (out *credentialInfoCompleteList*) by following the procedure mentioned in Annex A.1.
 19. If *credentialInfoCompleteList* does not have *credentialInfo*[token = *credentialToken*] item with equal field values to values from step 10, FAIL the test and go step 24.
 20. ONVIF Client retrieves a complete list of credentials (out *credentialCompleteList2*) by following the procedure mentioned in Annex A.3.
 21. If *credentialCompleteList2* does not have *credential*. [token = *credentialToken*] item with equal field values to values from step 10, FAIL the test and go step 24.
 22. ONVIF client retrieves credential state (in *credentialToken*, out *credentialState*) by following the procedure mentioned in Annex A.13.

23. Check the following:

23.1. If *credential/State*[0].Enabled equal to true, FAIL the test and go step 24.

23.2. If *credential/State*[0].Reason does not equal to "Test Reason" or missed, FAIL the test and go step 24.

23.3. If *cap.ResetAntipassbackSupported* value is equal to true check the following:

23.3.1. If *credential/State*[0] does not contain *AntipassbackState* element, FAIL the test and go step 24.

23.3.2. If *credential/State*[0].*AntipassbackState*.*AntipassbackViolated* equal to true, FAIL the test and go step 24.

24. ONVIF Client deletes the Credential (in *credentialToken*) by following the procedure mentioned in Annex A.6 to restore DUT configuration.

25. If there was credential deleted at step 4, restore it (in *credentialToRestore*, *stateToRestore*) by following the procedure mentioned in Annex A.10 to restore DUT configuration.

26. ONVIF Client sends an **Unsubscribe** to the subscription endpoints.

The DUT responds with **UnsubscribeResponse** message.

Test Result:

PASS –

The DUT passed all assertions.

FAIL –

The DUT did not send **GetCredentialsResponse** message.

The DUT did not send **CreatePullPointSubscriptionResponse** message.

The DUT did not send **CreateCredentialResponse** message.

The DUT did not send **PullMessagesResponse** message.

The DUT did not send **UnsubscribeResponse** message.

Note: *timeout1* will be taken from Operation Delay field of ONVIF Device Test Tool.

Note: The following fields are compared at steps 15, 21:

- Credential:
 - token
 - Description
 - CredentialHolderToken
 - ValidFrom
 - ValidTo

- CredentialIdentifier list (Type.Name is used as unique key for comparing)
 - Type
 - Name
 - FormatType
 - ExemptedFromAuthentication
 - Value
- CredentialAccessProfile list (AccessProfileToken is used as unique key for comparing)
 - AccessProfileToken
 - ValidFrom
 - ValidTo
- Attribute list
 - Name
 - Value

Note: The following fields are compared at steps 17, 19:

- CredentialInfo:
 - token
 - Description
 - CredentialHolderToken
 - ValidFrom
 - ValidTo



4.3.7 MODIFY CREDENTIAL

Test Label: Modify Credential Verification

Test Case ID: CREDENTIAL-3-1-7

ONVIF Core Specification Coverage: CredentialInfo (ONVIF Credential Service Specification), Credential (ONVIF Credential Service Specification), ModifyCredential command (ONVIF Credential Service Specification)

Command Under Test: ModifyCredential

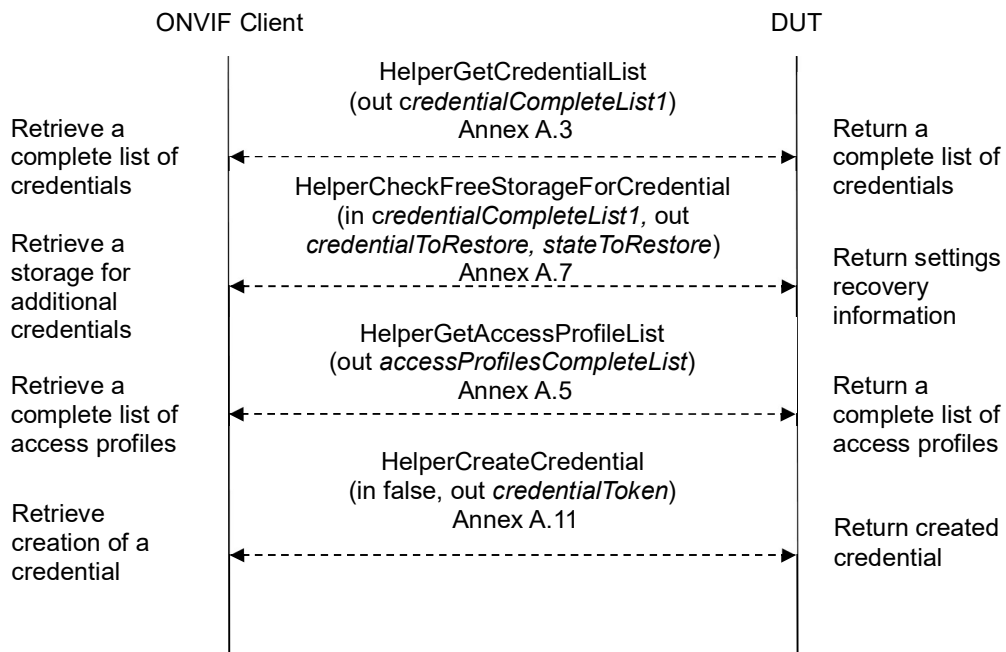
WSDL Reference: credential.wsdl, accessrules.wsdl, and event.wsdl

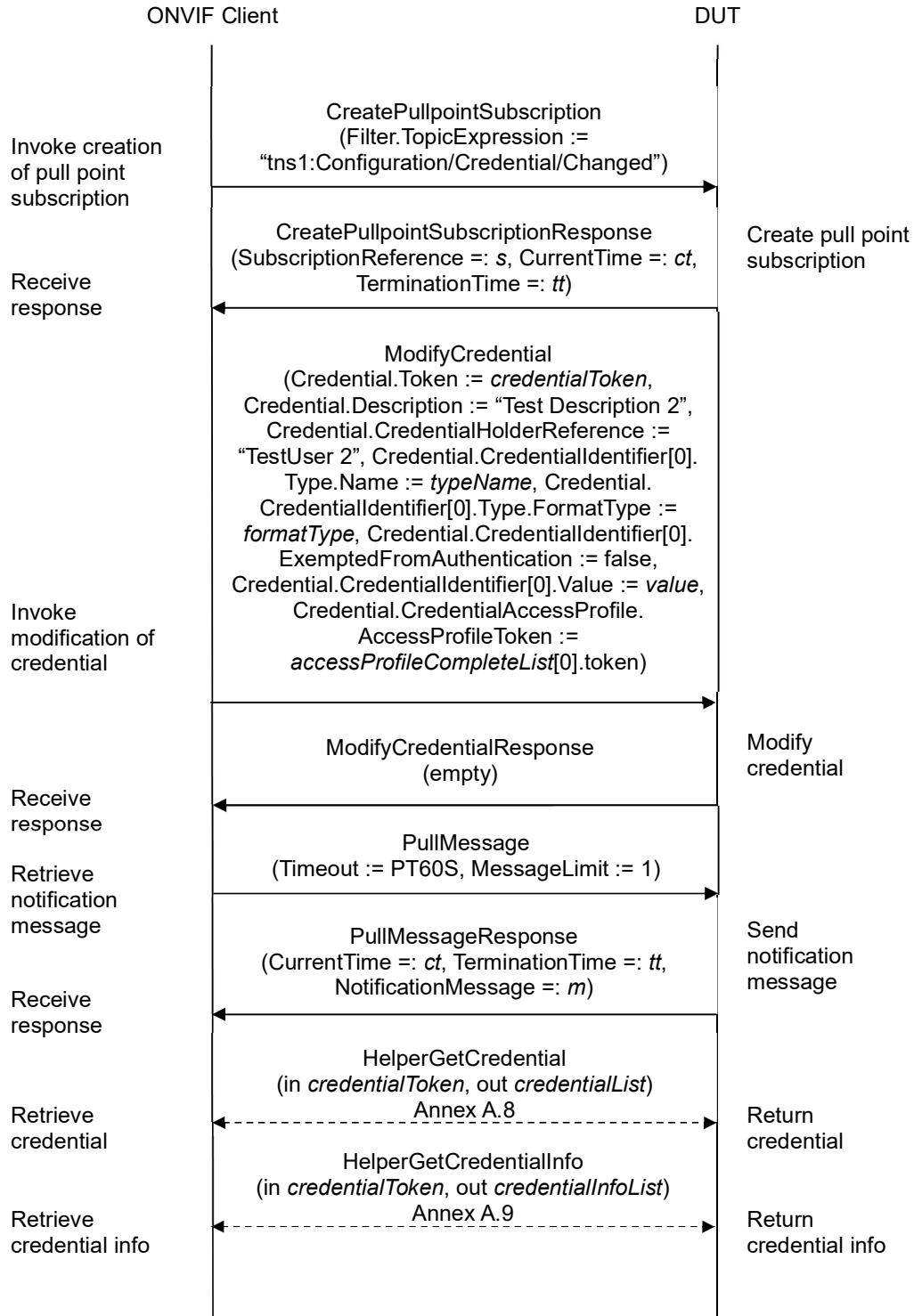
Test Purpose: To verify modifying of credential with different states and generating of appropriate notifications.

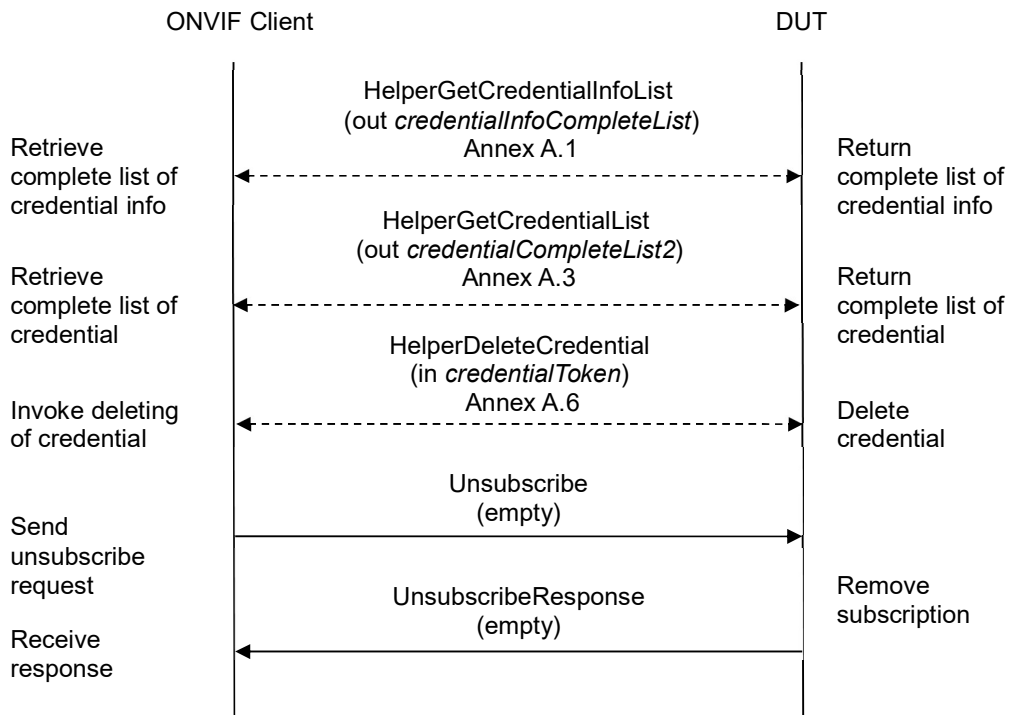
Pre-requisite: Credential Service is received from the DUT. Event Service was received from the DUT. Access Rules Service is received from the DUT. The DUT shall have enough free storage capacity for one additional Credential.

Test Configuration: ONVIF Client and DUT

Test Sequence:







Test Procedure:

1. Start an ONVIF Client.
2. Start the DUT.
3. ONVIF Client retrieves a complete list of credentials (out `credentialCompleteList1`) by following the procedure mentioned in Annex A.3.
4. ONVIF Client checks free storage for additional Credential (in `credentialCompleteList1`, out `credentialToRestore`, `stateToReastore`) by following the procedure mentioned in Annex A.7.
5. ONVIF Client retrieves a complete list of access profiles (out `accessProfileCompleteList`) by following the procedure mentioned in Annex A.5.
6. ONVIF Client creates credential with `ExemptedFromAuthentication` equal to `false` (in `false`), with Credential identifier item (out `typeName`) with corresponding Credential identifier Format Type (out `formatType`) and corresponding credential identifier value (out `value`) and with credential token (out `credentialToken`) by following the procedure mentioned in Annex A.11.
7. ONVIF Client invokes **CreatePullPointSubscription** with parameters
 - `Filter.TopicExpression` := "tns1:Configuration/Credential/Changed"
8. The DUT responds with a **CreatePullPointSubscriptionResponse** message with parameters
 - `SubscriptionReference` =: `s`

- `CurrentTime =: ct`
 - `TerminationTime =: tt`
9. ONVIF client invokes **ModifyCredential** with parameters
- `Credential.Token := credentialToken`
 - `Credential.Description := "Test Description 2"`
 - `Credential.CredentialHolderReference := "TestUser 2"`
 - `Credential.ValidFrom` skipped
 - `Credential.ValidTo` skipped
 - `Credential.CredentialIdentifier[0].Type.Name := typeName`
 - `Credential.CredentialIdentifier[0].Type.FormatType := formatType`
 - `Credential.CredentialIdentifier[0].ExemptedFromAuthentication := true` if `cap.Extension` contains `SupportedExemptionType` element with value = `pt:ExemptFromAuthentication`, otherwise `false`
 - `Credential.CredentialIdentifier[0].Value := value`
 - `Credential.CredentialAccessProfile.AccessProfileToken := accessProfileCompleteList[0].token` or skipped (if `accessProfileCompleteList` is empty)
 - `Credential.CredentialAccessProfile.ValidFrom` skipped
 - `Credential.CredentialAccessProfile.ValidTo` skipped
 - `Credential.Extension` skipped
10. The DUT responds with empty **ModifyCredentialResponse** message.
11. Until `timeout1` timeout expires, repeat the following steps:
- 11.1. ONVIF Client waits for time $t := \min\{(tt-ct)/2, 1 \text{ second}\}$.
- 11.2. ONVIF Client invokes **PullMessages** to the subscription endpoint `s` with parameters
- `Timeout := PT60S`
 - `MessageLimit := 1`
- 11.3. The DUT responds with **PullMessagesResponse** message with parameters
- `CurrentTime =: ct`
 - `TerminationTime =: tt`
 - `NotificationMessage =: m`
- 11.4. If `m` is not null and the `TopicExpression` item in `m` is not equal to `"tns1:Configuration/Credential/Changed"`, FAIL the test and go to the step 21.



- 11.5. If *m* is not null and does not contain Source.SimpleItem item with Name = "CredentialToken" and Value = *credentialToken*, FAIL the test and go to the step 1.
- 11.6. If *m* is not null and contains Source.SimpleItem item with Name = "CredentialToken" and Value = *credentialToken*, go to the step 13.
12. If *timeout1* timeout expires for step 11 without Notification with CredentialToken source simple item equal to *credentialToken*, FAIL the test and go to the step 21.
13. ONVIF Client retrieves a credential (in *credentialToken*, out *credentialList*) by following the procedure mentioned in Annex A.8.
14. If *credentialList*[0] item does not have equal field values to values from step 9, FAIL the test and go step 21.
15. ONVIF Client retrieves a credential info (in *credentialToken*, out *credentialInfoList*) by following the procedure mentioned in Annex A.9.
16. If *credentialInfoList*[0] item does not have equal field values to values from step 9, FAIL the test and go step 21.
17. ONVIF Client retrieves a complete credential information list (out *credentialInfoCompleteList*) by following the procedure mentioned in Annex A.1.
18. If *credentialInfoCompleteList* does not have *credentialInfo*.*[token:= credentialToken]* item with equal field values to values from step 9, FAIL the test and go step 21.
19. ONVIF Client retrieves a complete list of credentials (out *credentialCompleteList2*) by following the procedure mentioned in Annex A.3.
20. If *credentialCompleteList2* does not have *credential*.*[token:= credentialToken]* item with equal field values to values from step 9, FAIL the test and go step 22.
21. ONVIF Client deletes the Credential (in *credentialToken*) by following the procedure mentioned in Annex A.6 to restore DUT configuration.
22. If there was credential deleted at step 4, restore it (in *credentialToRestore*, *stateToRestore*) by following the procedure mentioned in Annex A.10 to restore DUT configuration.
23. ONVIF Client sends an **Unsubscribe** to the subscription endpoint *s*.
24. The DUT responds with **UnsubscribeResponse** message.

Test Result:

PASS –

The DUT passed all assertions.

FAIL –

The DUT did not send **GetCredentialsResponse** message.

The DUT did not send **CreatePullPointSubscriptionResponse** message.

The DUT did not send **ModifyCredentialResponse** message.

The DUT did not send **PullMessagesResponse** message.



The DUT did not send **UnsubscribeResponse** message.

Note: *timeout1* will be taken from Operation Delay field of ONVIF Device Test Tool.

Note: The following fields are compared at steps 18, 20:

- Credential:
 - token
 - Description
 - CredentialHolderToken
 - ValidFrom
 - ValidTo
 - CredentialIdentifier list (Type.Name is used as unique key for comparing)
 - Type
 - Name
 - FormatType
 - ExemptedFromAuthentication
 - Value
 - CredentialAccessProfile list (AccessProfileToken is used as unique key for comparing)
 - AccessProfileToken
 - ValidFrom
 - ValidTo
 - Attribute list
 - Name
 - Value

Note: The following fields are compared at steps 14, 16:

- CredentialInfo:
 - token
 - Description
 - CredentialHolderToken
 - ValidFrom
 - ValidTo



4.3.8 DELETE CREDENTIAL

Test Label: Delete Credential Verification

Test Case ID: CREDENTIAL-3-1-8

ONVIF Core Specification Coverage: CredentialInfo (ONVIF Credential Service Specification), Credential (ONVIF Credential Service Specification), DeleteCredential command (ONVIF Credential Service Specification)

Command Under Test: DeleteCredential

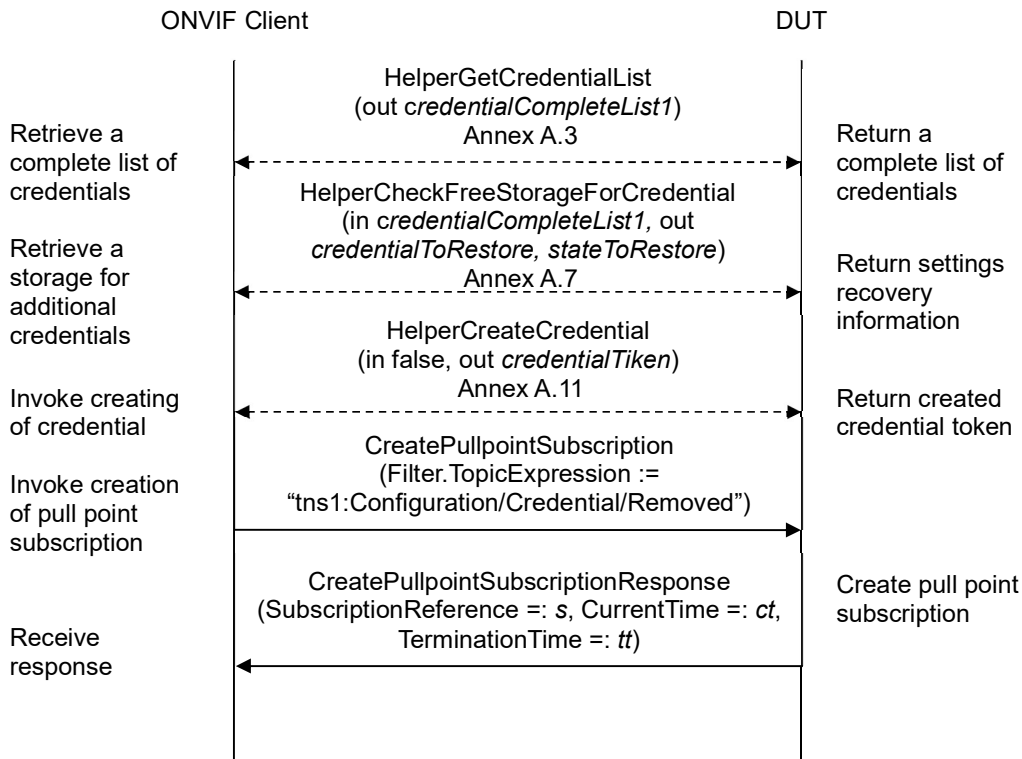
WSDL Reference: credential.wsdl and event.wsdl

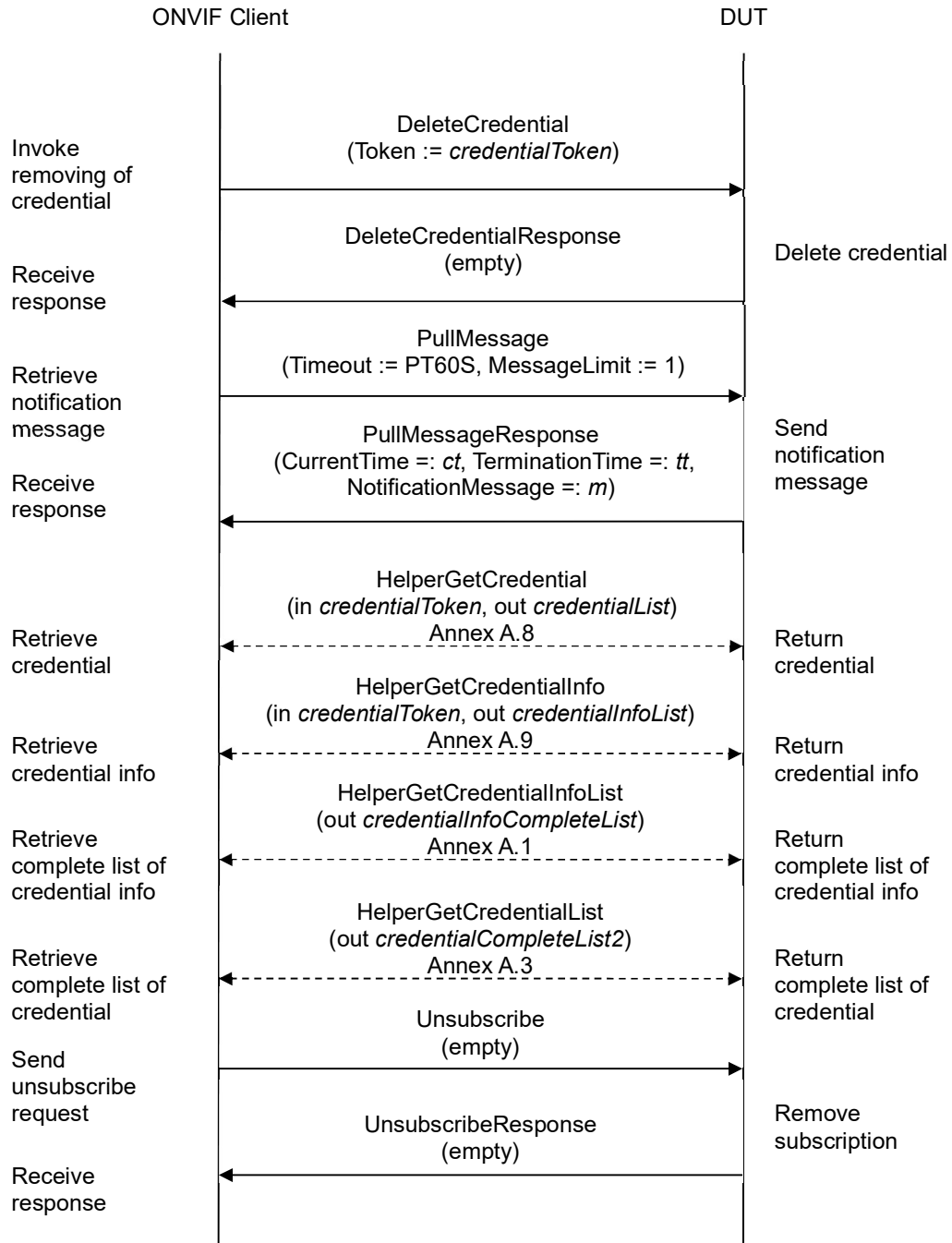
Test Purpose: To verify deleting of credential and generating of appropriate notifications.

Pre-requisite: Credential Service is received from the DUT. Event Service was received from the DUT. The DUT shall have enough free storage capacity for one additional Credential.

Test Configuration: ONVIF Client and DUT

Test Sequence:





Test Procedure:

1. Start an ONVIF Client.

2. Start the DUT.
3. ONVIF Client retrieves a complete list of credentials (out *credential/CompleteList1*) by following the procedure mentioned in Annex A.3.
4. ONVIF Client checks free storage for additional Credential (in *credential/CompleteList1*, out *credential/ToRestore*, *stateToRestore*) by following the procedure mentioned in Annex A.7.
5. ONVIF Client creates credential (in false, out *credential/Token*) by following the procedure mentioned in Annex A.11.
6. ONVIF Client invokes **CreatePullPointSubscription** with parameters
 - Filter.TopicExpression := "tns1:Configuration/Credential/Removed"
7. The DUT responds with a **CreatePullPointSubscriptionResponse** message with parameters
 - SubscriptionReference =: *s*
 - CurrentTime =: *ct*
 - TerminationTime =: *tt*
8. ONVIF Client invokes **DeleteCredential** with parameters
 - Token := *credential/Token*
9. The DUT responds with empty **DeleteCredentialResponse** message.
10. Until *timeout1* timeout expires, repeat the following steps:
 - 10.1. ONVIF Client waits for time $t := \min\{(tt-ct)/2, 1 \text{ second}\}$.
 - 10.2. ONVIF Client invokes **PullMessages** to the subscription endpoint *s* with parameters
 - Timeout := PT60S
 - MessageLimit := 1
 - 10.3. The DUT responds with **PullMessagesResponse** message with parameters
 - CurrentTime =: *ct*
 - TerminationTime =: *tt*
 - NotificationMessage =: *m*
 - 10.4. If *m* is not null and the TopicExpression item in *m* is not equal to "tns1:Configuration/Credential/Removed", FAIL the test and go to the step 21.
 - 10.5. If *m* is not null and does not contain Source.SimpleItem item with Name = "CredentialToken" and Value = *credential/Token*, FAIL the test and go to the step 20.
 - 10.6. If *m* is not null and contains Source.SimpleItem item with Name = "CredentialToken" and Value = *credential/Token*, go to the step 12.
11. If *timeout1* timeout expires for step 10 without Notification with CredentialToken source simple item equal to *credential/Token*, FAIL the test and go to the step 20.

12. ONVIF Client retrieves a credential (in *credentialToken*, out *credentialList*) by following the procedure mentioned in Annex A.8.
13. If *credentialList* is not empty, FAIL the test and go step 20.
14. ONVIF Client retrieves a credential info (in *credentialToken*, out *credentialInfoList*) by following the procedure mentioned in Annex A.9.
15. If *credentialInfoList* is not empty, FAIL the test and go step 20.
16. ONVIF Client retrieves a complete credential information list (out *credentialInfoCompleteList*) by following the procedure mentioned in Annex A.1.
17. If *credentialInfoCompleteList* contains *credentialInfo*.*[token:= credentialToken]* item, FAIL the test and go step 20.
18. ONVIF Client retrieves a complete list of credentials (out *credentialCompleteList2*) by following the procedure mentioned in Annex A.3.
19. If *credentialCompleteList2* contains *credential*.*[token:= credentialToken]* item, FAIL the test and go step 20.
20. If there was credential deleted at step 4, restore it (in *credentialToRestore*, *stateToReastore*) by following the procedure mentioned in Annex A.10 to restore DUT configuration.
21. ONVIF Client sends an **Unsubscribe** to the subscription endpoint s.
22. The DUT responds with **UnsubscribeResponse** message.

Test Result:

PASS –

The DUT passed all assertions.

FAIL –

The DUT did not send **GetCredentialsResponse** message.

The DUT did not send **CreatePullPointSubscriptionResponse** message.

The DUT did not send **DeleteCredentialResponse** message.

The DUT did not send **PullMessagesResponse** message.

The DUT did not send **UnsubscribeResponse** message.

Note: *timeout1* will be taken from Operation Delay field of ONVIF Device Test Tool.



4.3.9 GET CREDENTIALS WITH INVALID TOKEN

Test Label: Get Credentials with Invalid Token Verification

Test Case ID: CREDENTIAL-3-1-9

ONVIF Core Specification Coverage: Credential (ONVIF Credential Service Specification), GetCredentials command (ONVIF Credential Service Specification)

Command Under Test: GetCredentials

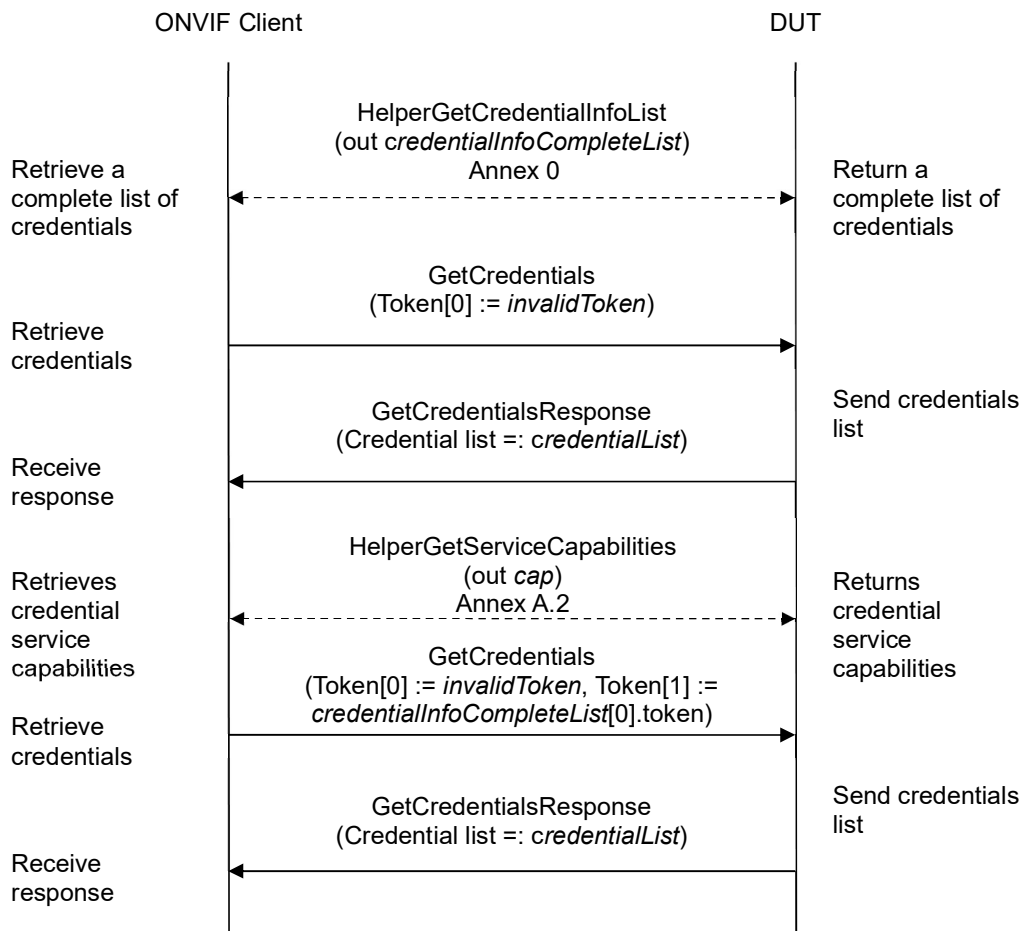
WSDL Reference: credential.wsdl

Test Purpose: To verify Get Credential with invalid token.

Pre-requisite: Credential Service is received from the DUT.

Test Configuration: ONVIF Client and DUT

Test Sequence:



Test Procedure:

1. Start an ONVIF Client.
2. Start the DUT.
3. ONVIF Client retrieves a complete list of credential info (out *credentialInfoCompleteList*) by following the procedure mentioned in Annex A.1.
4. Set the following:
 - *invalidToken* := value not equal to any *credentialInfoCompleteList.token*
5. ONVIF client invokes **GetCredentials** with parameters
 - Token[0] := *invalidToken*
6. The DUT responds with **GetCredentialsResponse** message with parameters
 - Credential list =: *credentialsList*
7. If *credentialsList* is not empty, FAIL the test.
8. If *credentialInfoCompleteList* is empty, skip other steps.
9. ONVIF Client gets the service capabilities (out *cap*) by following the procedure mentioned in Annex A.2.
10. If *cap.MaxLimit* is less than 2, skip other steps.
11. ONVIF client invokes **GetCredentials** with parameters
 - Token[0] := *invalidToken*
 - Token[1] := *credentialInfoCompleteList[0].token*
12. The DUT responds with **GetCredentialsResponse** message with parameters
 - CredentialInfo list =: *credentialsList*
13. If *credentialsList* is empty, FAIL the test.
14. If *credentialsList* contains more than one item, FAIL the test.
15. If *credentialsList[0].token* does not equal to *credentialInfoCompleteList[0].token*, FAIL the test.

Test Result:

PASS –

The DUT passed all assertions.

FAIL –

The DUT did not send **GetCredentialsResponse** message.



4.3.10 GET CREDENTIALS - TOO MANY ITEMS

Test Label: Get Credentials - number of requested items is greater than MaxLimit

Test Case ID: CREDENTIAL-3-1-10

ONVIF Core Specification Coverage: Credential (ONVIF Credential Service Specification), GetCredentials command (ONVIF Credential Service Specification)

Command Under Test: GetCredentials

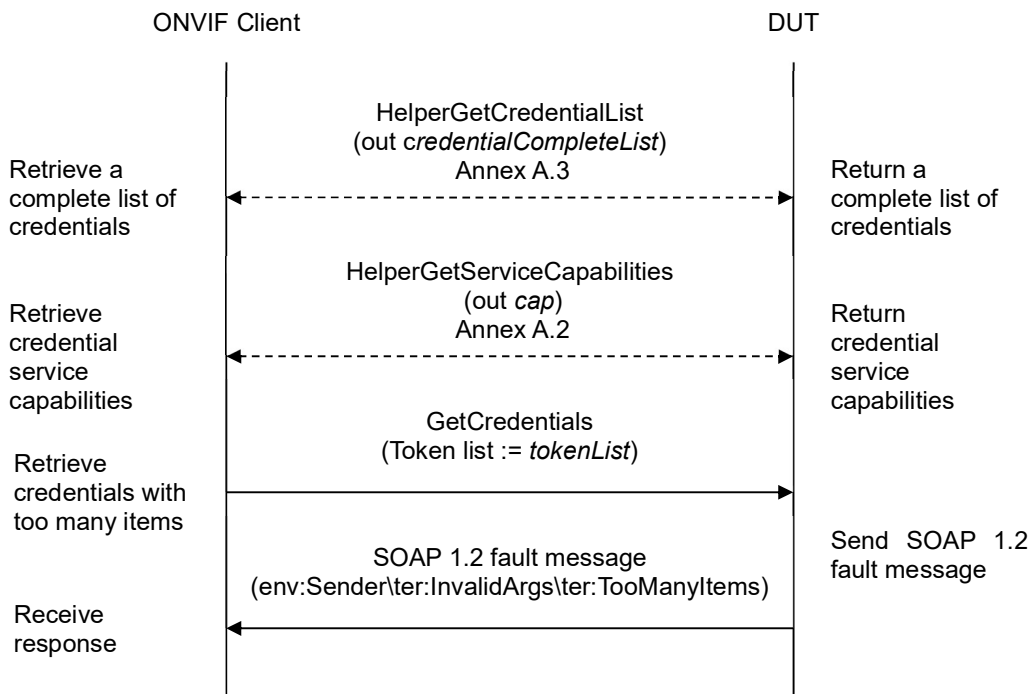
WSDL Reference: credential.wsdl

Test Purpose: To verify Get Credential in case if there a more items than MaxLimit in request.

Pre-requisite: Credential Service is received from the DUT.

Test Configuration: ONVIF Client and DUT

Test Sequence:



Test Procedure:

1. Start an ONVIF Client.
2. Start the DUT.
3. ONVIF Client retrieves a complete list of credentials (out *credentialCompleteList*) by following the procedure mentioned in Annex A.3.



4. ONVIF Client gets the service capabilities (out *cap*) by following the procedure mentioned in Annex A.2.
5. If *credentialInfoCompleteList.token* items number is less than *cap.MaxLimit* or equal to *cap.MaxLimit*, skip other steps.
6. Set the following:
 - *tokenList* := [subset of *credentialCompleteList.token* values with items number equal to *cap.MaxLimit* + 1]
7. ONVIF client invokes **GetCredentials** with parameters
 - Token list := *tokenList*
8. The DUT returns **env:Sender\ter:InvalidArgs\ter:TooManyItems** SOAP 1.2 fault.

Test Result:

PASS –

The DUT passed all assertions.

FAIL –

The DUT did not send **env:Sender\ter:InvalidArgs\ter:TooManyItems** SOAP 1.2 fault



4.3.11 CREATE CREDENTIAL - NOT EMPTY CREDENTIAL TOKEN

Test Case ID: CREDENTIAL-3-1-11

Specification Coverage: CreateCredential command (ONVIF Credential Service Specification)

Feature Under Test: CreateCredential

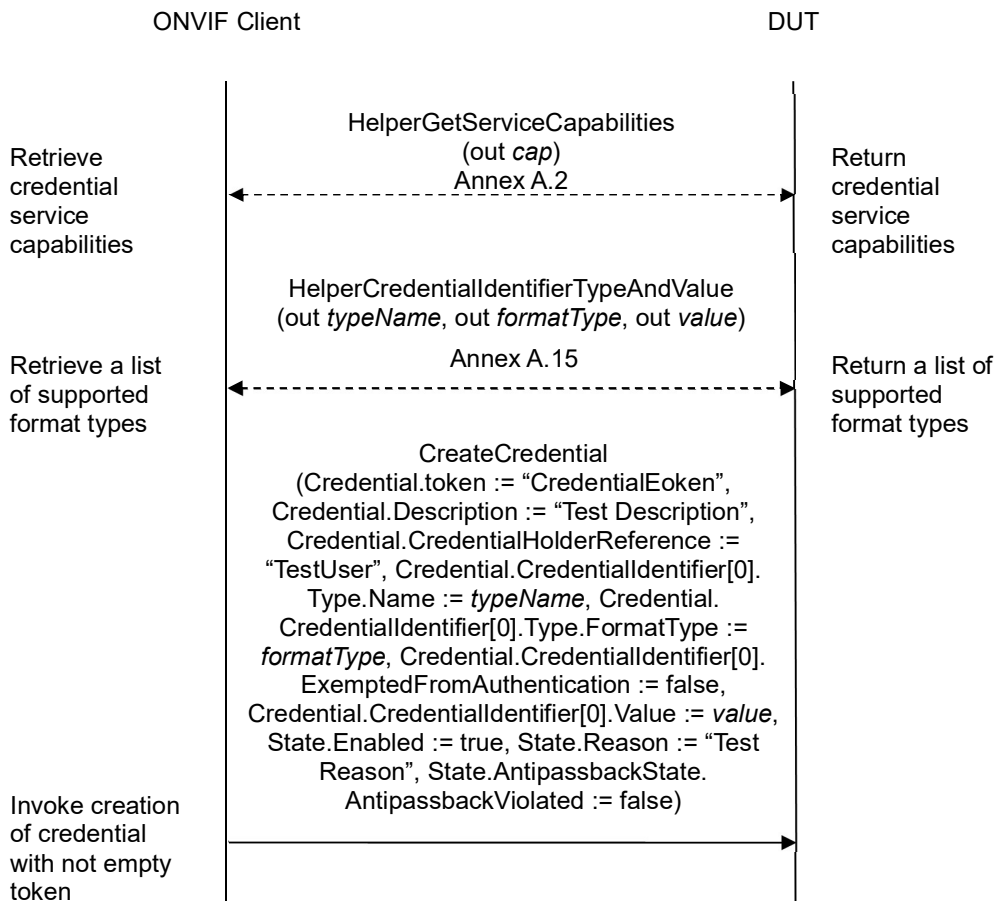
WSDL Reference: credential.wsdl

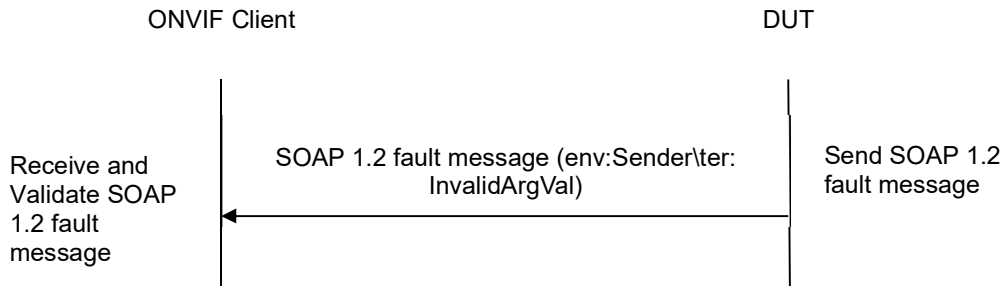
Test Purpose: To verify Create Credential with not Empty Token Verification.

Pre-requisite: Credential Service is received from the DUT. The DUT shall have enough free storage capacity for one additional Credential.

Test Configuration: ONVIF Client and DUT

Test Sequence:





Test Procedure:

1. Start an ONVIF Client.
2. Start the DUT.
3. ONVIF Client gets the service capabilities (out *cap*) by following the procedure mentioned in Annex A.2.
4. ONVIF Client retrieves supported Credential identifier type name (in *cap.SupportedIdentifierType*) (out *typeName*) with corresponding Credential identifier Format Type (out *formatType*) and credential identifier value (out *value*) by following the procedure mentioned in Annex A.15.
5. ONVIF client invokes **CreateCredential** with parameters
 - Credential.token := "CredentialToken"
 - Credential.Description := "Test Description"
 - Credential.CredentialHolderReference := "TestUser"
 - Credential.ValidFrom skipped
 - Credential.ValidTo skipped
 - Credential.CredentialIdentifier[0].Type.Name := *typeName*
 - Credential.CredentialIdentifier[0].Type.FormatType := *formatType*
 - Credential.CredentialIdentifier[0].ExemptedFromAuthentication := false
 - Credential.CredentialIdentifier[0].Value := *value*
 - Credential.CredentialAccessProfile.AccessProfileToken skipped
 - State.Enabled := true
 - State.Reason := "Test Reason"
 - State.AntipassbackState.AntipassbackViolated := false if *cap.ResetAntipassbackSupported* value is equal to true, otherwise State.AntipassbackState is skipped



6. The DUT returns **env:Sender\ter:InvalidArgVal** SOAP 1.2 fault.

Test Result:

PASS –

The DUT passed all assertions.

FAIL –

The DUT did not send **env:Sender\ter:InvalidArgVal** SOAP 1.2 fault.



4.3.12 MODIFY CREDENTIAL WITH INVALID TOKEN

Test Label: Modify Credential with Invalid Token Verification

Test Case ID: CREDENTIAL-3-1-12

ONVIF Core Specification Coverage: ModifyCredential command (ONVIF Credential Service Specification)

Command Under Test: ModifyCredential

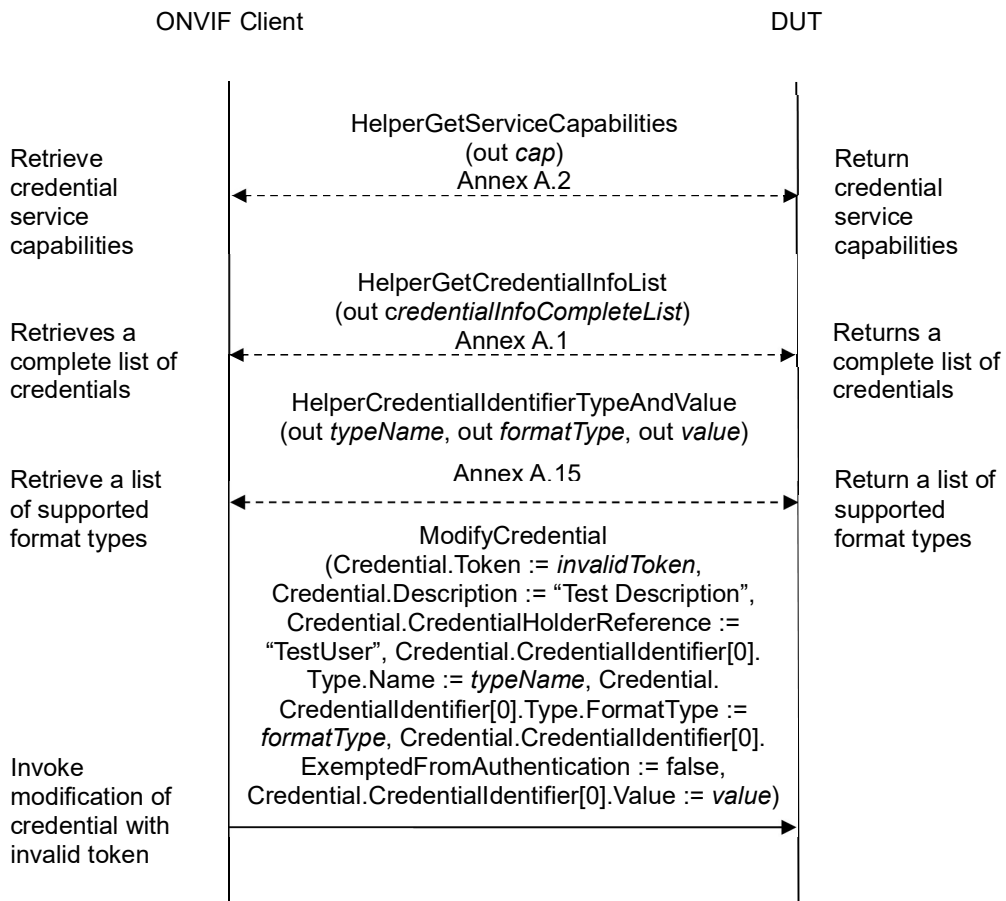
WSDL Reference: credential.wsdl

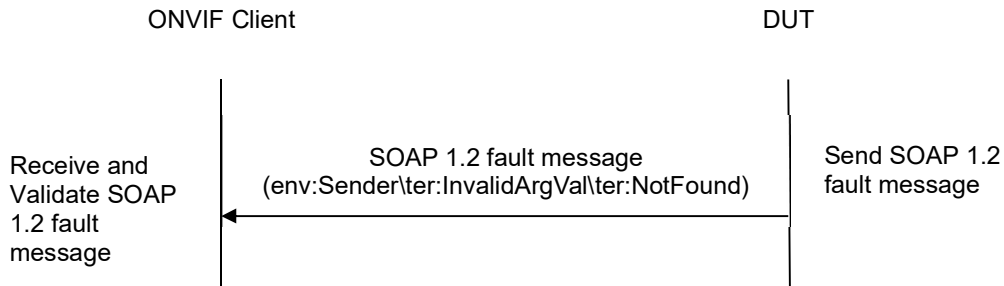
Test Purpose: To verify modifying of credential with invalid token.

Pre-requisite: Credential Service is received from the DUT.

Test Configuration: ONVIF Client and DUT

Test Sequence:





Test Procedure:

1. Start an ONVIF Client.
2. Start the DUT.
3. ONVIF Client gets the service capabilities (out *cap*) by following the procedure mentioned in Annex A.2.
4. ONVIF Client retrieves a complete list of credential info (out *credentialInfoCompleteList*) by following the procedure mentioned in Annex A.1.
5. ONVIF Client retrieves supported Credential identifier type name (in *cap.SupportedIdentifierType*) (out *typeName*) with corresponding Credential identifier Format Type (out *formatType*) and credential identifier value (out *value*) by following the procedure mentioned in Annex A.15.
6. Set the following:
 - *invalidToken* := value not equal to any *credentialInfoCompleteList.token*
7. ONVIF client invokes **ModifyCredential** with parameters
 - Credential.Token := *invalidToken*
 - Credential.Description := "Test Description"
 - Credential.CredentialHolderReference := "TestUser"
 - Credential.ValidFrom skipped
 - Credential.ValidTo skipped
 - Credential.CredentialIdentifier[0].Type.Name := *typeName*
 - Credential.CredentialIdentifier[0].Type.FormatType := *formatType*
 - Credential.CredentialIdentifier[0].ExemptedFromAuthentication := false
 - Credential.CredentialIdentifier[0].Value := *value*
 - Credential.CredentialAccessProfile.AccessProfileToken skipped



- Credential.Extension skipped

8. The DUT returns **env:Sender\ter:InvalidArgVal\ter:NotFound** SOAP 1.2 fault.

Test Result:

PASS –

The DUT passed all assertions.

FAIL –

The DUT did not send **env:Sender\ter:InvalidArgVal\ter:NotFound** SOAP 1.2 fault

Note: If the DUT sends other SOAP 1.2 fault message than specified, log WARNING message, and PASS the test.



4.3.13 DELETE CREDENTIAL WITH INVALID TOKEN

Test Label: Delete Credential with Invalid Token Verification

Test Case ID: CREDENTIAL-3-1-13

ONVIF Core Specification Coverage: DeleteCredential command (ONVIF Credential Service Specification)

Command Under Test: DeleteCredential

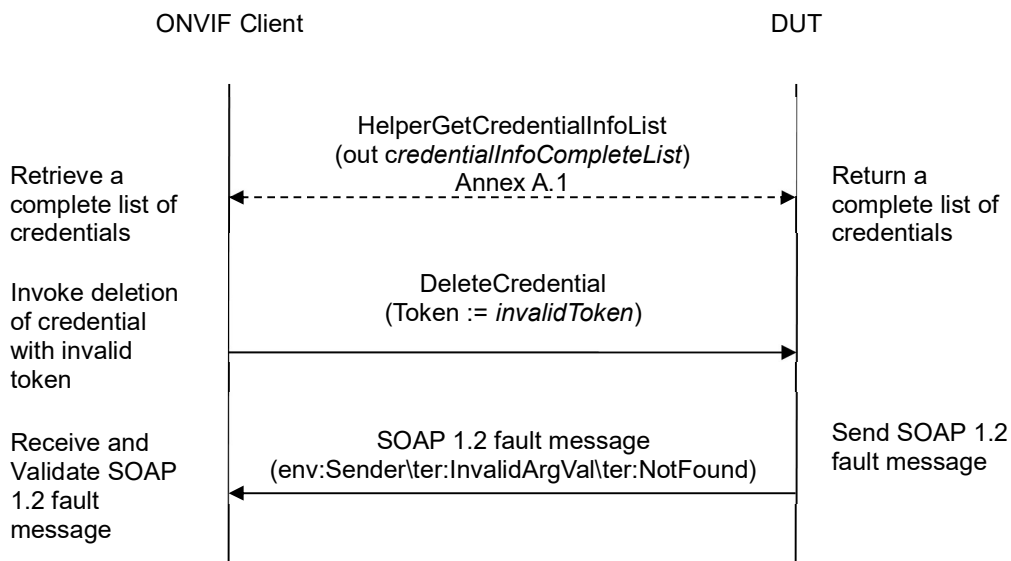
WSDL Reference: credential.wsdl

Test Purpose: To verify deleting of credential with invalid token.

Pre-requisite: Credential Service is received from the DUT.

Test Configuration: ONVIF Client and DUT

Test Sequence:



Test Procedure:

1. Start an ONVIF Client.
2. Start the DUT.
3. ONVIF Client retrieves a complete list of credential info (out *credentialInfoCompleteList*) by following the procedure mentioned in Annex A.1.
4. Set the following:
 - *invalidToken* := value not equal to any *credentialInfoCompleteList.token*



5. ONVIF Client invokes **DeleteCredential** with parameters

- Token := *invalidToken*

6. The DUT returns **env:Sender\ter:InvalidArgVal\ter:NotFound** SOAP 1.2 fault.

Test Result:

PASS –

The DUT passed all assertions.

FAIL –

The DUT did not send **env:Sender\ter:InvalidArgVal\ter:NotFound** SOAP 1.2 fault

Note: If the DUT sends other SOAP 1.2 fault message than specified, log WARNING message, and PASS the test.



4.3.14 CREATE CREDENTIAL - VALIDITY VALUES

Test Label: Create Credential with Validity Values Verification

Test Case ID: CREDENTIAL-3-1-14

ONVIF Core Specification Coverage: CredentialInfo (ONVIF Credential Service Specification), Credential (ONVIF Credential Service Specification), CreateCredential command (ONVIF Credential Service Specification)

Command Under Test: CreateCredential

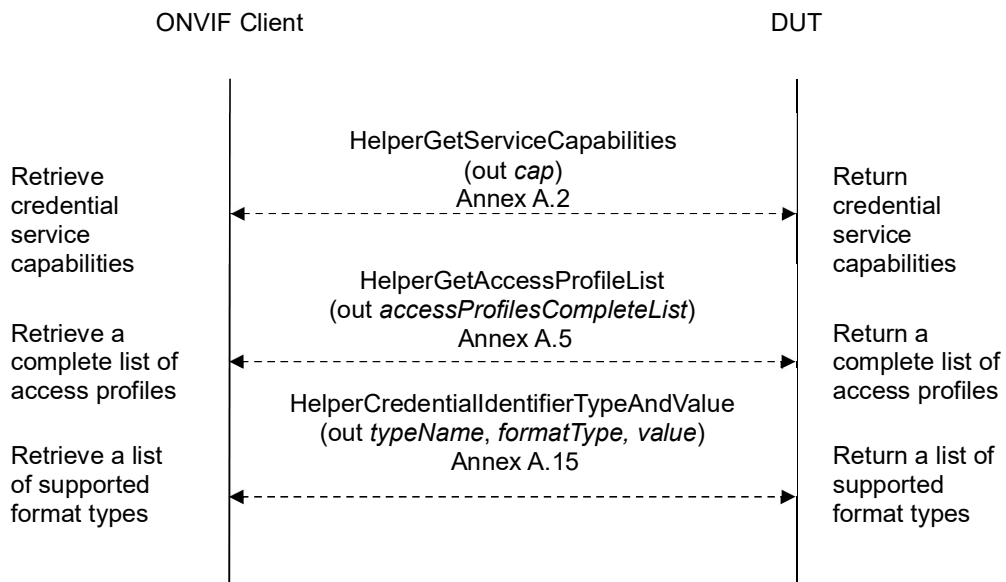
WSDL Reference: credential.wsdl and accessrules.wsdl

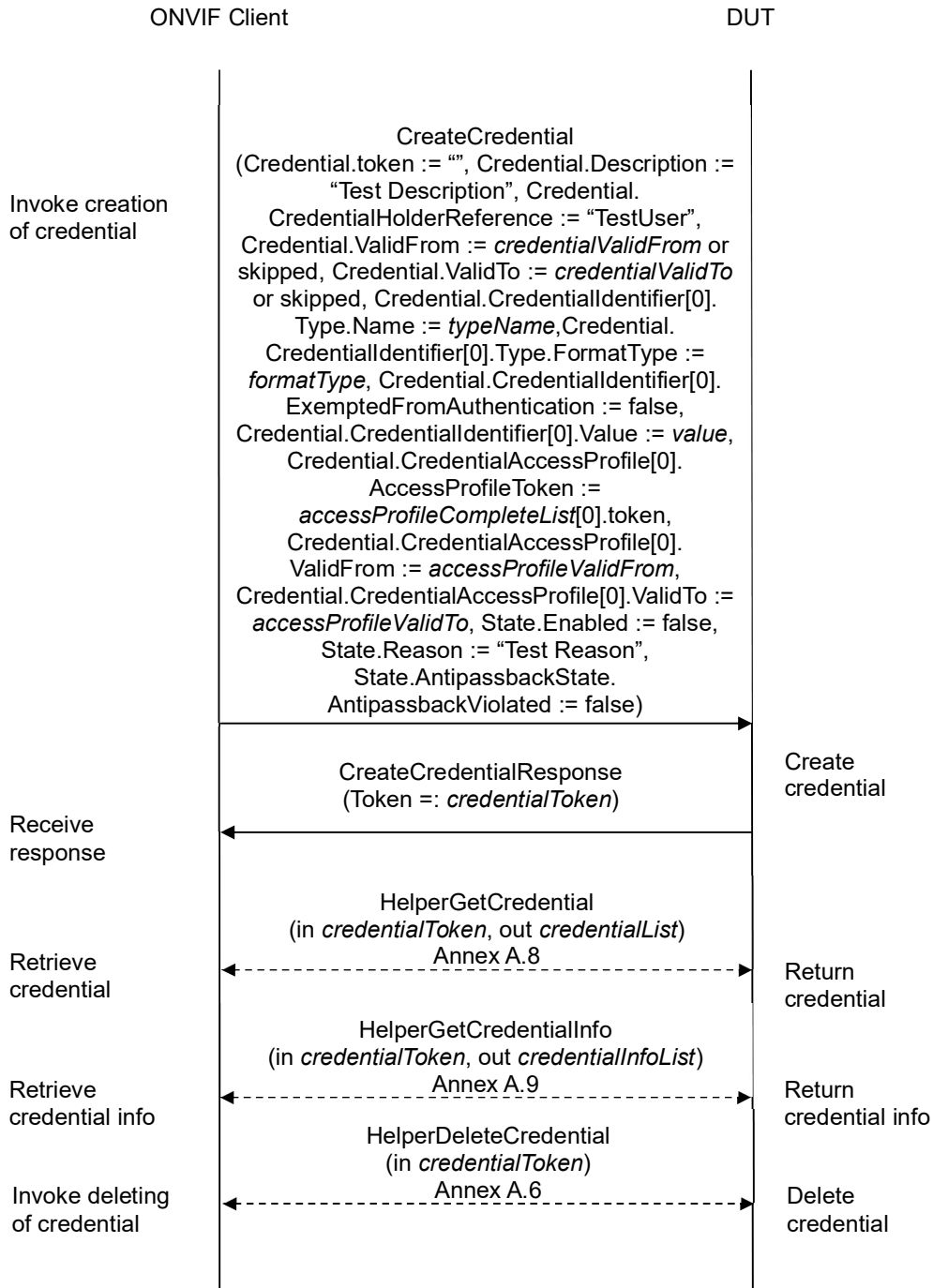
Test Purpose: To verify creation of credential with credential validity and with credential access profile validity.

Pre-requisite: Credential Service is received from the DUT. Access Rules Service is received from the DUT. CredentialValiditySupported is supported by the DUT as indicated by the Capabilities.CredentialValiditySupported capability or CredentialAccessProfileValiditySupported is supported by the DUT as indicated by the Capabilities.CredentialAccessProfileValiditySupported capability. The DUT shall have enough free storage capacity for one additional Credential.

Test Configuration: ONVIF Client and DUT

Test Sequence:





Test Procedure:

1. Start an ONVIF Client.

2. Start the DUT.
3. ONVIF Client gets the service capabilities (out *cap*) by following the procedure mentioned in Annex A.2.
4. ONVIF Client retrieves a complete list of access profile (out *accessProfileCompleteList*) by following the procedure mentioned in Annex A.5.
5. ONVIF Client retrieves supported Credential identifier type name (in *cap.SupportedIdentifierType*) (out *typeName*) with corresponding Credential identifier Format Type (out *formatType*) and credential identifier value (out *value*) by following the procedure mentioned in Annex A.15.
6. Set the following:
 - *credentialValidFrom* := value of current time
 - *credentialValidTo* := *credentialValidFrom* + one year
 - *accessProfileValidFrom* := value of current time + 24 h
 - *accessProfileValidTo* := *accessProfileValidFrom* + one year
7. ONVIF client invokes **CreateCredential** with parameters
 - Credential.token := ""
 - Credential.Description := "Test Description"
 - Credential.CredentialHolderReference := "TestUser"
 - Credential.ValidFrom := *credentialValidFrom* if *cap.CredentialValiditySupported* value is equal to true or skipped if *cap.CredentialValiditySupported* value is equal to false
 - Credential.ValidTo := *credentialValidTo* if *cap.CredentialValiditySupported* value is equal to true or skipped if *cap.CredentialValiditySupported* value is equal to false
 - Credential.CredentialIdentifier[0].Type.Name := *typeName*
 - Credential.CredentialIdentifier[0].Type.FormatType := *formatType*
 - Credential.CredentialIdentifier[0].ExemptedFromAuthentication := false
 - Credential.CredentialIdentifier[0].Value := *value*
 - Credential.CredentialAccessProfile[0] is skipped if *accessProfileCompleteList* is empty or if *cap.CredentialAccessProfileValiditySupported* is equal to false
 - Credential.CredentialAccessProfile[0].AccessProfileToken := *accessProfileCompleteList*[0].token
 - Credential.CredentialAccessProfile[0].ValidFrom := *accessProfileValidFrom*
 - Credential.CredentialAccessProfile[0].ValidTo := *accessProfileValidTo*
 - State.Enabled := false

- State.Reason := "Test Reason"
 - State.AntipassbackState.AntipassbackViolated := false if *cap.ResetAntipassbackSupported* value is equal to true, otherwise State.AntipassbackState is skipped
8. The DUT responds with **CreateCredentialResponse** message with parameters
 - Token =: *credentialToken*
 9. ONVIF Client retrieves a credential (in *credentialToken*, out *credentialList*) by following the procedure mentioned in Annex A.8.
 10. ONVIF Client retrieves a credential info (in *credentialToken*, out *credentialInfoList*) by following the procedure mentioned in Annex A.9.
 11. If *cap.ValiditySupportsTimeValue* is equal to true, check the following:
 - 11.1. If *credentialList[0].Credential.ValidFrom* value does not equal to *credentialValidFrom*, FAIL the test and go step 13.
 - 11.2. If *credentialList[0].Credential.ValidTo* value does not equal to *credentialValidTo*, FAIL the test and go step 13.
 - 11.3. If *credentialList[0].CredentialAccessProfile[0].ValidFrom* value does not equal to *accessProfileValidFrom*, FAIL the test and go step 13.
 - 11.4. If *credentialList[0].CredentialAccessProfile[0].ValidTo* value does not equal to *accessProfileValidTo*, FAIL the test and go step 13.
 - 11.5. If *credentialInfoList[0].CredentialInfo.ValidFrom* value does not equal to *credentialValidFrom*, FAIL the test and go step 13.
 - 11.6. If *credentialInfoList[0].CredentialInfo.ValidTo* value does not equal to *credentialValidTo*, FAIL the test and go step 13.
 12. If *cap.ValiditySupportsTimeValue* is equal to false, check the following:
 - 12.1. If *credentialList[0].Credential.ValidFrom* value contains data component that does not equal to data component of *credentialValidFrom*, FAIL the test and go step 13.
 - 12.2. If *credentialList[0].Credential.ValidTo* value contains data component that does not equal to data component of *credentialValidTo*, FAIL the test and go step 13.
 - 12.3. If *credentialList[0].CredentialAccessProfile[0].ValidFrom* value contains data component that does not equal to data component of *accessProfileValidFrom*, FAIL the test and go step 13.
 - 12.4. If *credentialList[0].CredentialAccessProfile[0].ValidTo* value contains data component that does not equal to data component of *accessProfileValidTo*, FAIL the test and go step 13.
 - 12.5. If *credentialInfoList[0].CredentialInfo.ValidFrom* value contains data component that does not equal to data component of *credentialValidFrom*, FAIL the test and go step 13.
 - 12.6. If *credentialInfoList[0].CredentialInfo.ValidTo* value contains data component that does not equal to data component of *credentialValidTo*, FAIL the test and go step 13.
 13. ONVIF Client deletes the Credential (in *credentialToken*) by following the procedure mentioned in Annex A.6 to restore DUT configuration.



Test Result:

PASS –

The DUT passed all assertions.

FAIL –

The DUT did not send **CreateCredentialResponse** message.

Note: The ONVIF Client sets and compares values of `Credential.ValidFrom`, `Credential.ValidTo`, `CredentialAccessProfile.ValidFrom`, and `CredentialAccessProfile.ValidTo` accurate to a second.



4.3.15 MODIFY CREDENTIAL - VALIDITY VALUES

Test Label: Modify Credential with Validity Values Verification

Test Case ID: CREDENTIAL-3-1-15

ONVIF Core Specification Coverage: ModifyCredential command (ONVIF Credential Service Specification)

Command Under Test: ModifyCredential

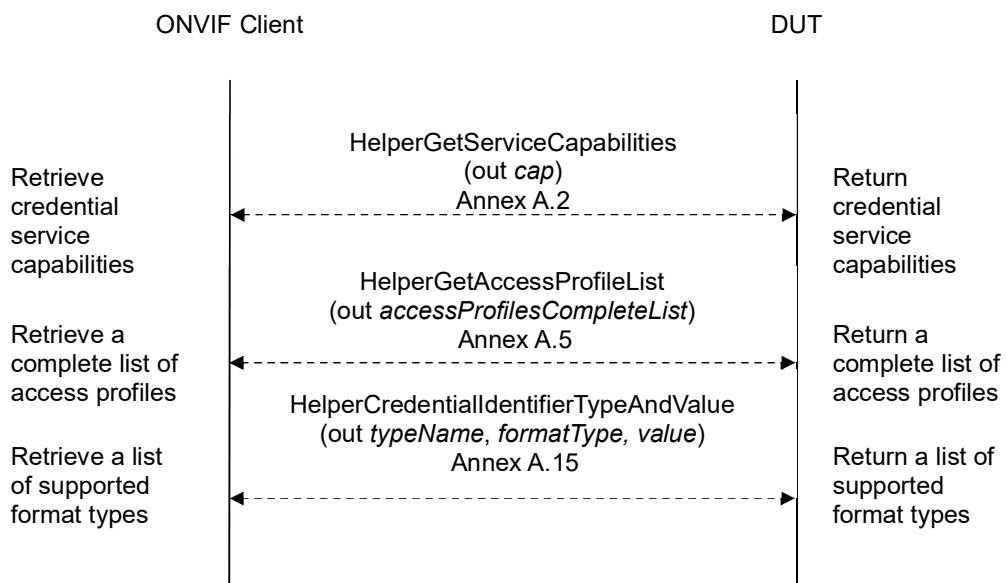
WSDL Reference: credential.wsdl and accessrules.wsdl

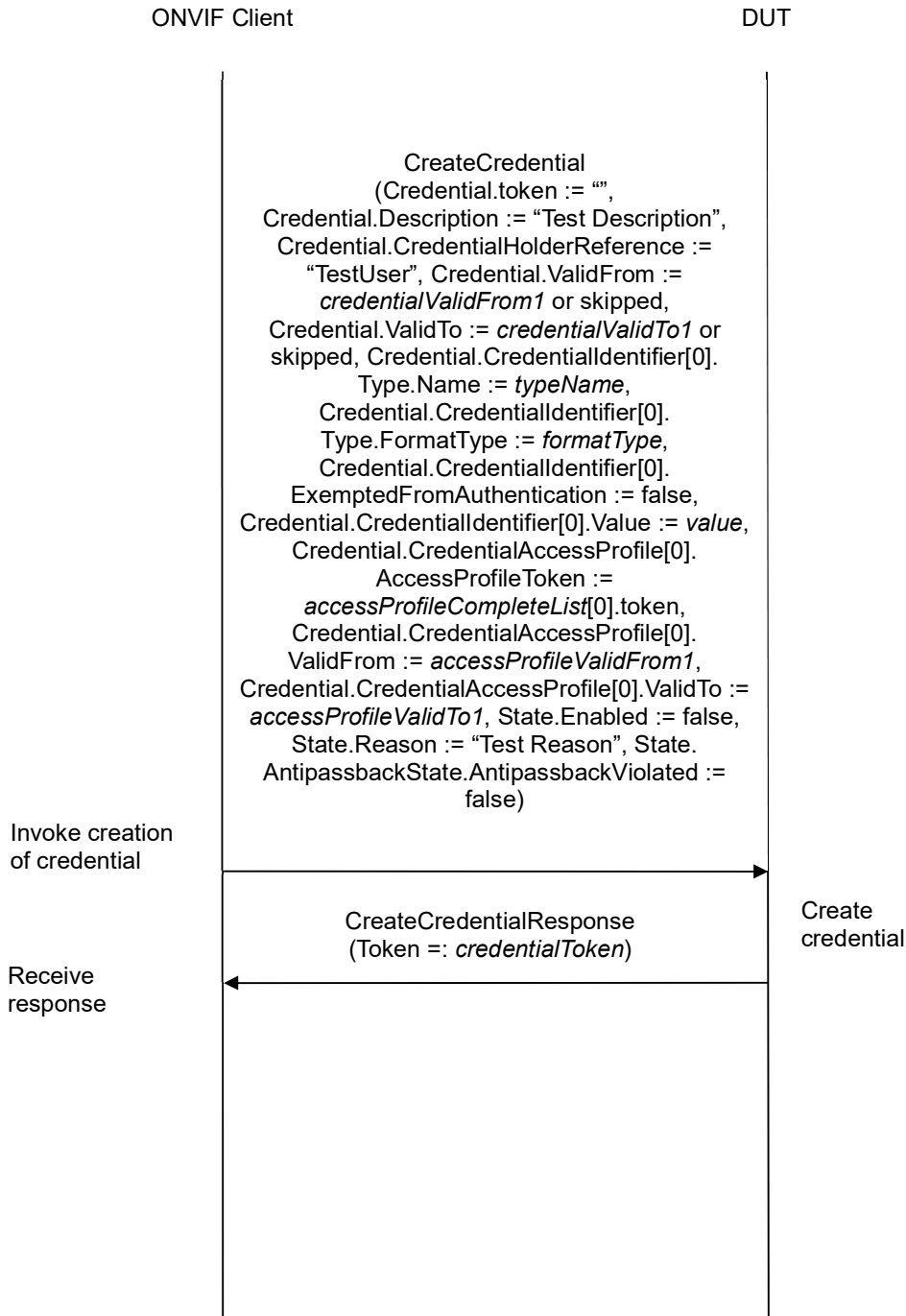
Test Purpose: To verify creation of credential with credential validity and with credential access profile validity.

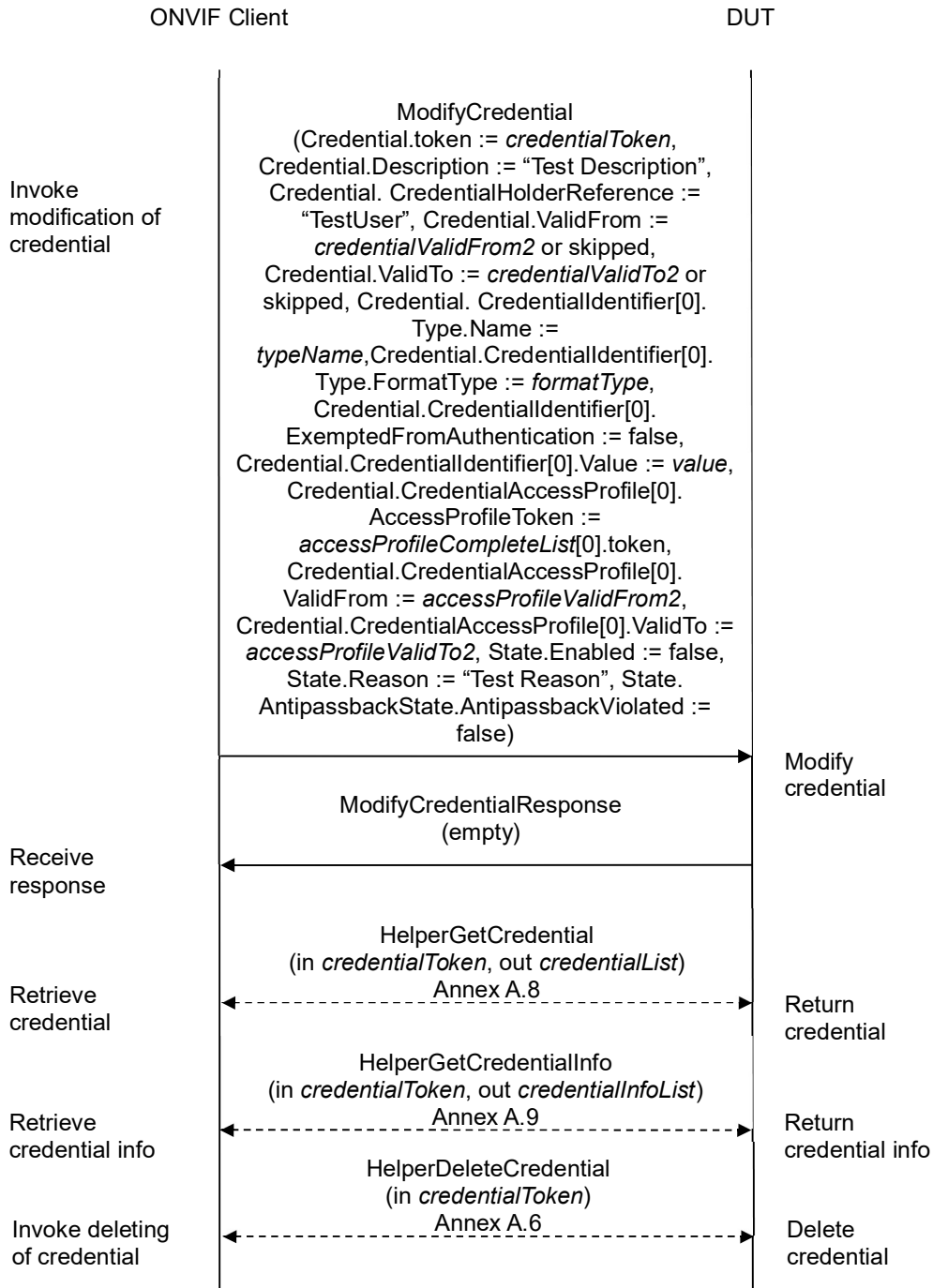
Pre-requisite: Credential Service is received from the DUT. Access Rules Service is received from the DUT. CredentialValiditySupported is supported by the DUT as indicated by the Capabilities.CredentialValiditySupported capability or CredentialAccessProfileValiditySupported is supported by the DUT as indicated by the Capabilities.CredentialAccessProfileValiditySupported capability. The DUT shall have enough free storage capacity for one additional Credential.

Test Configuration: ONVIF Client and DUT

Test Sequence:







Test Procedure:

1. Start an ONVIF Client.

2. Start the DUT.
3. ONVIF Client gets the service capabilities (out *cap*) by following the procedure mentioned in Annex A.2.
4. ONVIF Client retrieves a complete list of access profile (out *accessProfileCompleteList*) by following the procedure mentioned in Annex A.5.
5. ONVIF Client retrieves supported Credential identifier type name (in *cap.SupportedIdentifierType*) (out *typeName*) with corresponding Credential identifier Format Type (out *formatType*) and credential identifier value (out *value*) by following the procedure mentioned in Annex A.15.
6. Set the following:
 - *credentialValidFrom1* := value of current time
 - *credentialValidTo1* := *credentialValidFrom1* + one year
 - *accessProfileValidFrom1* := value of current time + 24 h
 - *accessProfileValidTo1* := *accessProfileValidFrom1* + one year
7. ONVIF client invokes **CreateCredential** with parameters
 - Credential.token := ""
 - Credential.Description := "Test Description"
 - Credential.CredentialHolderReference := "TestUser"
 - Credential.ValidFrom := *credentialValidFrom1* if *cap.CredentialValiditySupported* value is equal to true or skipped if *cap.CredentialValiditySupported* value is equal to false
 - Credential.ValidTo := *credentialValidTo1* if *cap.CredentialValiditySupported* value is equal to true or skipped if *cap.CredentialValiditySupported* value is equal to false
 - Credential.CredentialIdentifier[0].Type.Name := *typeName*
 - Credential.CredentialIdentifier[0].Type.FormatType := *formatType*
 - Credential.CredentialIdentifier[0].ExemptedFromAuthentication := false
 - Credential.CredentialIdentifier[0].Value := *value*
 - Credential.CredentialAccessProfile[0] is skipped if *accessProfileCompleteList* is empty or if *cap.CredentialAccessProfileValiditySupported* is equal to false
 - Credential.CredentialAccessProfile[0].AccessProfileToken := *accessProfileCompleteList*[0].token
 - Credential.CredentialAccessProfile[0].ValidFrom := *accessProfileValidFrom1*
 - Credential.CredentialAccessProfile[0].ValidTo := *accessProfileValidTo1*
 - State.Enabled := false

- State.Reason := "Test Reason"
 - State.AntipassbackState.AntipassbackViolated := false if *cap.ResetAntipassbackSupported* value is equal to true, otherwise State.AntipassbackState is skipped
8. The DUT responds with **CreateCredentialResponse** message with parameters
- Token =: *credentialToken*
9. Set the following:
- *credentialValidFrom2* := *credentialValidFrom2* + one day + one hour
 - *credentialValidTo2* := *credentialValidTo2* + one day + one hour
 - *accessProfileValidFrom2* := *accessProfileValidFrom1* + one day + one hour
 - *accessProfileValidTo2* := *accessProfileValidFrom1* + one day + one hour
10. ONVIF client invokes **ModifyCredential** with parameters
- Credential.Token := *credentialToken*
 - Credential.Description := "Test Description"
 - Credential.CredentialHolderReference := "TestUser"
 - Credential.ValidFrom := *credentialValidFrom2* if *cap.CredentialValiditySupported* value is equal to true or skipped if *cap.CredentialValiditySupported* value is equal to false
 - Credential.ValidTo := *credentialValidTo2* if *cap.CredentialValiditySupported* value is equal to true or skipped if *cap.CredentialValiditySupported* value is equal to false
 - Credential.CredentialIdentifier[0].Type.Name := *typeName*
 - Credential.CredentialIdentifier[0].Type.FormatType := *formatType*
 - Credential.CredentialIdentifier[0].ExemptedFromAuthentication := false
 - Credential.CredentialIdentifier[0].Value := *value*
 - Credential.CredentialAccessProfile[0] is skipped if *accessProfileCompleteList* is empty or if *cap.CredentialAccessProfileValiditySupported* is equal to false
 - Credential.CredentialAccessProfile[0].AccessProfileToken := *accessProfileCompleteList[0].token*
 - Credential.CredentialAccessProfile[0].ValidFrom := *accessProfileValidFrom2*
 - Credential.CredentialAccessProfile[0].ValidTo := *accessProfileValidTo2*
11. The DUT responds with empty **ModifyCredentialResponse** message.
12. ONVIF Client retrieves a credential (in *credentialToken*, out *credentialList*) by following the procedure mentioned in Annex A.8.
13. ONVIF Client retrieves a credential info (in *credentialToken*, out *credentialInfoList*) by following

the procedure mentioned in Annex A.9.

14. If *cap.ValiditySupportsTimeValue* is equal to true, check the following:
 - 14.1. If *credentialList[0].Credential.ValidFrom* value does not equal to *credentialValidFrom2*, FAIL the test and go step 16.
 - 14.2. If *credentialList[0].Credential.ValidTo* value does not equal to *credentialValidTo2*, FAIL the test and go step 16.
 - 14.3. If *credentialList[0].CredentialAccessProfile[0].ValidFrom* value does not equal to *accessProfileValidFrom2*, FAIL the test and go step 16.
 - 14.4. If *credentialList[0].CredentialAccessProfile[0].ValidTo* value does not equal to *accessProfileValidTo2*, FAIL the test and go step 16.
 - 14.5. If *credentialInfoList[0].CredentialInfo.ValidFrom* value does not equal to *credentialValidFrom2*, FAIL the test and go step 16.
 - 14.6. If *credentialInfoList[0].CredentialInfo.ValidTo* value does not equal to *credentialValidTo2*, FAIL the test and go step 16.
15. If *cap.ValiditySupportsTimeValue* is equal to false, check the following:
 - 15.1. If *credentialList[0].Credential.ValidFrom* value contains data component that does not equal to data component of *credentialValidFrom2*, FAIL the test and go step 16.
 - 15.2. If *credentialList[0].Credential.ValidTo* value contains data component that does not equal to data component of *credentialValidTo2*, FAIL the test and go step 16.
 - 15.3. If *credentialList[0].CredentialAccessProfile[0].ValidFrom* value contains data component that does not equal to data component of *accessProfileValidFrom2*, FAIL the test and go step 16.
 - 15.4. If *credentialList[0].CredentialAccessProfile[0].ValidTo* value contains data component that does not equal to data component of *accessProfileValidTo2*, FAIL the test and go step 16.
 - 15.5. If *credentialInfoList[0].CredentialInfo.ValidFrom* value contains data component that does not equal to data component of *credentialValidFrom2*, FAIL the test and go step 16.
 - 15.6. If *credentialInfoList[0].CredentialInfo.ValidTo* value contains data component that does not equal to data component of *credentialValidTo2*, FAIL the test and go step 16.
16. ONVIF Client deletes the Credential (in *credentialToken*) by following the procedure mentioned in Annex A.6 to restore DUT configuration.

Test Result:

PASS –

The DUT passed all assertions.

FAIL –

The DUT did not send **CreateCredentialResponse** message.

The DUT did not send **ModifyCredentialResponse** message.



Note: The ONVIF Client sets and compares values of Credential.ValidFrom, Credential.ValidTo, CredentialAccessProfile.ValidFrom, and CredentialAccessProfile.ValidTo accurate to a second.

4.4 Credential State

4.4.1 GET CREDENTIAL STATE

Test Label: Get Credential State Verification

Test Case ID: CREDENTIAL-4-1-1

ONVIF Core Specification Coverage: CredentialState (ONVIF Credential Service Specification), GetCredentialState command (ONVIF Credential Service Specification)

Command Under Test: GetCredentialState

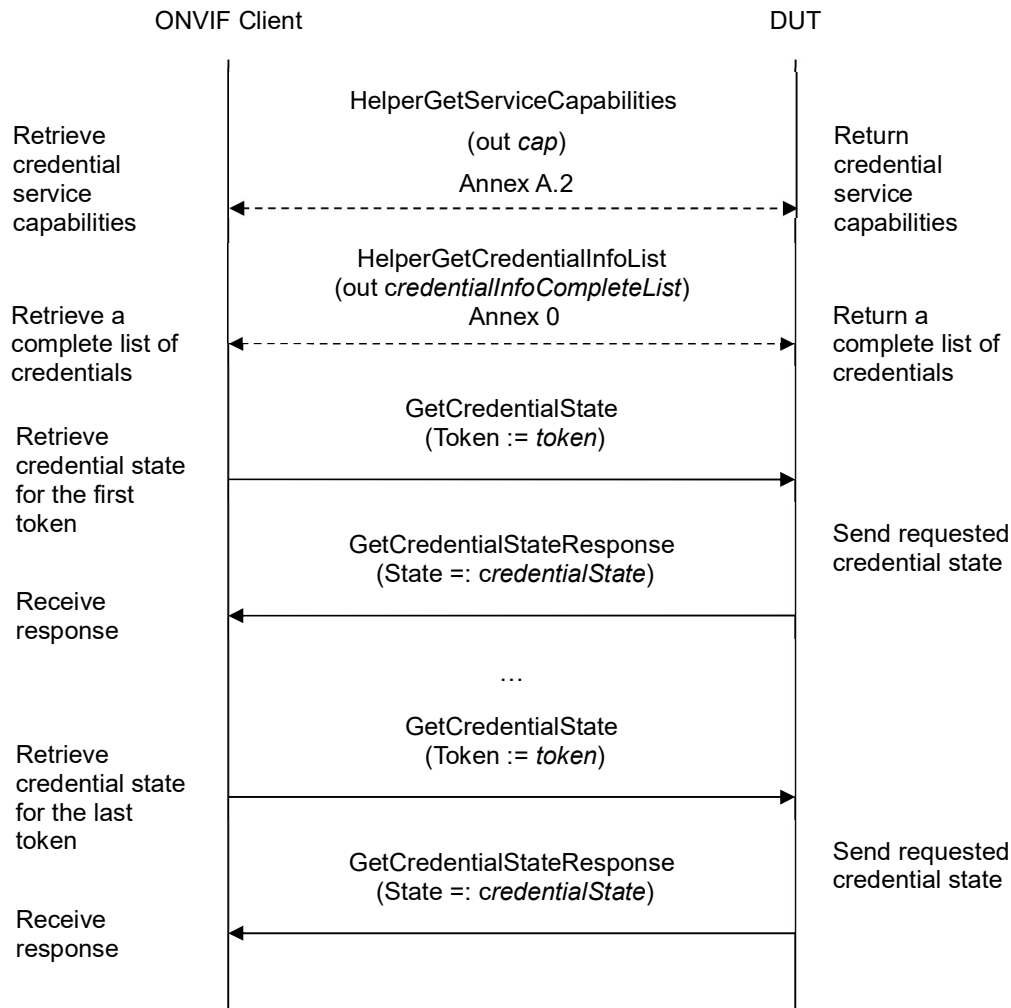
WSDL Reference: credential.wsdl

Test Purpose: To verify Get Credential State.

Pre-requisite: Credential Service is received from the DUT.

Test Configuration: ONVIF Client and DUT

Test Sequence:



Test Procedure:

1. Start an ONVIF Client.
2. Start the DUT.
3. ONVIF Client gets the service capabilities (out *cap*) by following the procedure mentioned in Annex A.2.
4. ONVIF Client retrieves a complete credential information list (out *credentialInfoCompleteList*) by following the procedure mentioned in Annex A.1.
5. If *credentialInfoCompleteList* is empty, skip other steps.
6. For each *CredentialInfo.token token* from *credentialInfoCompleteList* repeat the following steps:
 - 6.1. ONVIF client invokes **GetCredentialState** with parameters
 - Token := *token*



6.2. The DUT responds with **GetCredentialStateResponse** message with parameters

- State =: *credentialState*

6.3. If *cap.ResetAntipassbackSupported* is equal to true and *credentialState* does not contain *AntipassbackState* element, FAIL the test.

Test Result:

PASS –

The DUT passed all assertions.

FAIL –

The DUT did not send **GetCredentialStateResponse** message.



4.4.2 CHANGE CREDENTIAL STATE

Test Label: Change Credential State Verification

Test Case ID: CREDENTIAL-4-1-2

ONVIF Core Specification Coverage: CredentialState (ONVIF Credential Service Specification), GetCredentialState command (ONVIF Credential Service Specification), EnableCredential command (ONVIF Credential Service Specification), DisableCredential command (ONVIF Credential Service Specification).

Command Under Test: GetCredentialState, EnableCredential, DisableCredential.

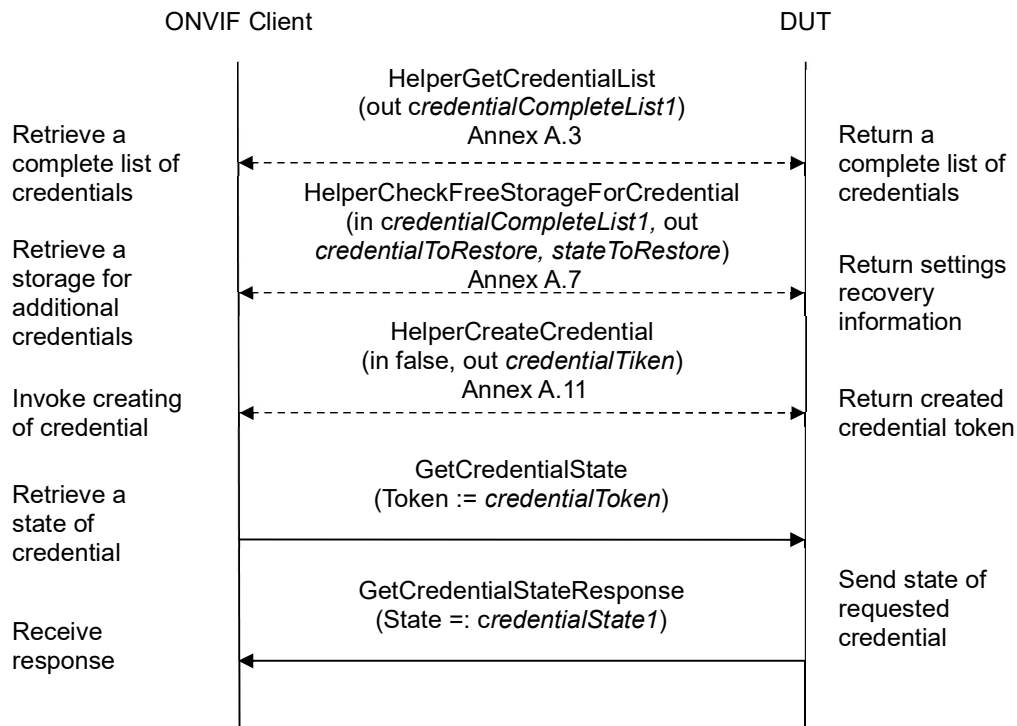
WSDL Reference: credential.wsdl and event.wsdl

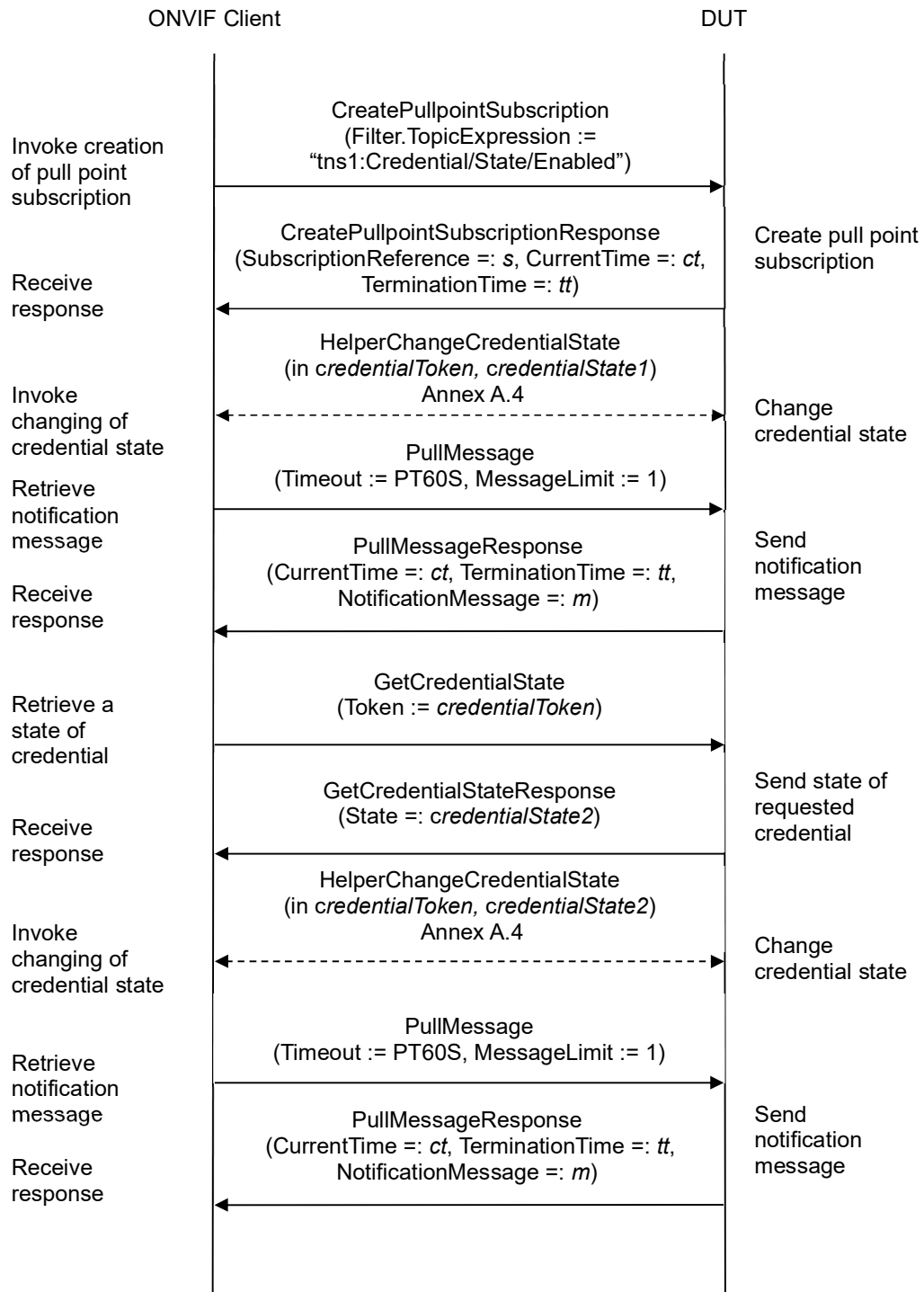
Test Purpose: To verify enabling and disabling of Credential and generating of appropriate notifications.

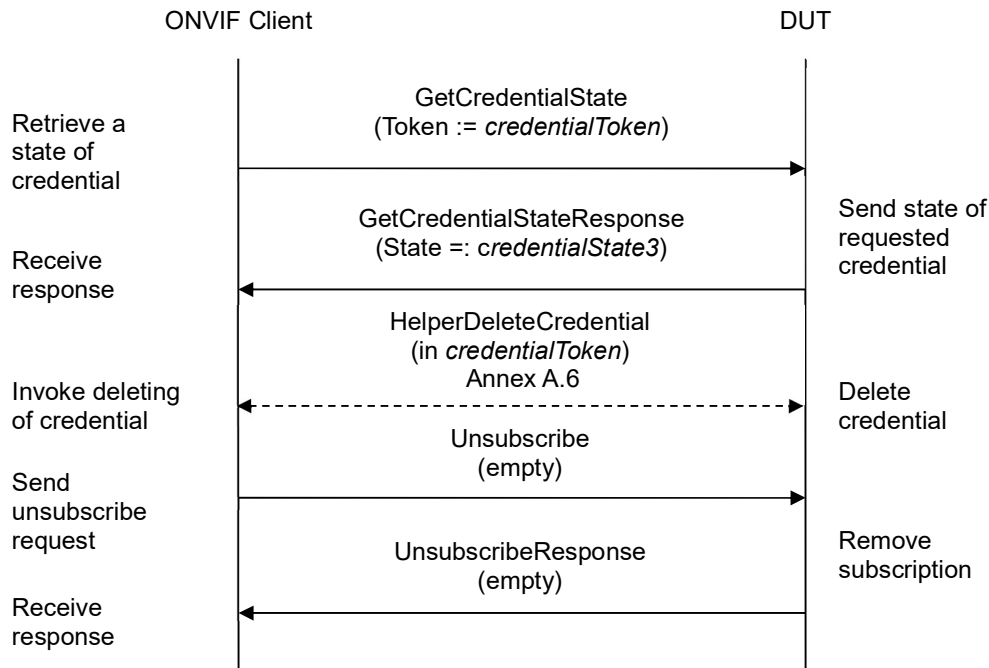
Pre-requisite: Credential Service is received from the DUT. Event Service was received from the DUT. The DUT shall have enough free storage capacity for one additional Credential.

Test Configuration: ONVIF Client and DUT

Test Sequence:







Test Procedure:

1. Start an ONVIF Client.
2. Start the DUT.
3. ONVIF Client retrieves a complete list of credentials (out *credentialCompleteList1*) by following the procedure mentioned in Annex A.3.
4. ONVIF Client checks free storage (in *credentialCompleteList1*) for additional Credential and removes one if needed (out *credentialToRestore*, out *stateToRestore*) by following the procedure mentioned in Annex A.7.
5. ONVIF Client creates credential (out *credentialToken*) with antipass back state equal to false (in false) by following the procedure mentioned in Annex A.11.
6. ONVIF client invokes **GetCredentialState** with parameters
 - Token := *credentialToken*
7. The DUT responds with **GetCredentialStateResponse** message with parameters
 - State := *credentialState1*
8. If *credentialState1.Enabled* is not equal to true, FAIL the test and go to step 23.
9. ONVIF Client invokes **CreatePullPointSubscription** with parameters
 - Filter.TopicExpression := "tns1:Credential/State/Enabled"

10. The DUT responds with a **CreatePullPointSubscriptionResponse** message with parameters

- SubscriptionReference =: *s*
- CurrentTime =: *ct*
- TerminationTime =: *tt*

11. ONVIF Client changes credential state (in *credentialState1*) for created credential (in *credentialToken*) by following the procedure mentioned in Annex A.4.

12. Until *timeout1* timeout expires, repeat the following steps:

12.1. ONVIF Client waits for time $t := \min\{(tt-ct)/2, 1 \text{ second}\}$.

12.2. ONVIF Client invokes **PullMessages** to the subscription endpoint *s* with parameters

- Timeout := PT60S
- MessageLimit := 1

12.3. The DUT responds with **PullMessagesResponse** message with parameters

- CurrentTime =: *ct*
- TerminationTime =: *tt*
- NotificationMessage =: *m*

12.4. If *m* is not null:

12.4.1. If TopicExpression item in *m* is not equal to "tns1:Credential/State/Enabled", FAIL the test and go to the step 23.

12.4.2. If *m* does not contain Source.SimpleItem item with Name = "CredentialToken" and with Value = *credentialToken*, FAIL the test and go to the step 23.

12.4.3. If *m* does not contain Data.SimpleItem item with Name = "State" and with Value = false, FAIL the test and go to the step 23.

12.4.4. If *m* does not contain Data.SimpleItem item with Name = "Reason" and with Value = "Test Reason", FAIL the test and go to the step 23.

12.4.5. If *m* does not contain Data.SimpleItem item with Name = "ClientUpdated", FAIL the test and go to the step 23.

12.4.6. If *m*.Message.Message.Data.SimpleItem.ClientUpdated has value type different from xs:boolean type, FAIL the test and go to the step 23.

12.4.7. Goto step 14.

13. If *timeout1* timeout expires for step 12 without any Notification, FAIL the test and go to the step 23.

14. ONVIF client invokes **GetCredentialState** with parameters

- Token := *credentialToken*

15. The DUT responds with **GetCredentialStateResponse** message with parameters
 - State =: *credentialState2*
16. If *credentialState1.Enabled* equal to *credentialState2.Enabled*, FAIL the test and go to step 23.
17. ONVIF Client changes credential state (in *credentialState2*) for created credential (in *credentialToken*) by following the procedure mentioned in Annex A.4.
18. Until *timeout1* timeout expires, repeat the following steps:
 - 18.1. ONVIF Client waits for time $t := \min\{(tt-ct)/2, 1 \text{ second}\}$.
 - 18.2. ONVIF Client invokes **PullMessages** to the subscription endpoint *s* with parameters
 - Timeout := PT60S
 - MessageLimit := 1
 - 18.3. The DUT responds with **PullMessagesResponse** message with parameters
 - CurrentTime =: *ct*
 - TerminationTime =: *tt*
 - NotificationMessage =: *m*
 - 18.4. If *m* is not null:
 - 18.4.1. If TopicExpression item in *m* is not equal to "tns1:Credential/State/Enabled", FAIL the test and go to the step 23.
 - 18.4.2. If *m* does not contain Source.SimpleItem item with Name = "CredentialToken" and with Value = *credentialToken*, FAIL the test and go to the step 23.
 - 18.4.3. If *m* does not contain Data.SimpleItem item with Name = "State" and with Value = true, FAIL the test and go to the step 23.
 - 18.4.4. If *m* does not contain Data.SimpleItem item with Name = "Reason" and with Value = "Test Reason", FAIL the test and go to the step 23.
 - 18.4.5. If *m* does not contain Data.SimpleItem item with Name = "ClientUpdated", FAIL the test and go to the step 23.
 - 18.4.6. If *m.Message.Message.Data.SimpleItem.ClientUpdated* has value type different from xs:boolean type, FAIL the test and go to the step 23. Goto step 20.
19. If *timeout1* timeout expires for step 11 without any Notification, FAIL the test and go to the step 22.
20. ONVIF client invokes **GetCredentialState** with parameters
 - Token := *credentialToken*
21. The DUT responds with **GetCredentialStateResponse** message with parameters
 - State =: *credentialState3*



22. If *credentialState3.Enabled* equal to *credentialState2.Enabled*, FAIL the test and go to step 23.
23. ONVIF Client deletes the Credential (in *credentialToken*) by following the procedure mentioned in Annex A.6 to restore DUT configuration.
24. If there was credential deleted at step 4, restore it (in *credentialToRestore*) with initial state (in *stateToRestore*) by following the procedure mentioned in Annex A.10 to restore DUT configuration.
25. ONVIF Client sends an **Unsubscribe** to the subscription endpoint s.
26. The DUT responds with **UnsubscribeResponse** message.

Test Result:

PASS –

The DUT passed all assertions.

FAIL –

The DUT did not send **GetCredentialStateResponse** message.

The DUT did not send **CreatePullPointSubscriptionResponse** message.

The DUT did not send **PullMessagesResponse** message.

The DUT did not send **UnsubscribeResponse** message.

Note: *timeout1* will be taken from Operation Delay field of ONVIF Device Test Tool.



4.4.3 GET CREDENTIAL STATE WITH INVALID TOKEN

Test Label: Get Credential State with Invalid Token Verification

Test Case ID: CREDENTIAL-4-1-3

ONVIF Core Specification Coverage: GetCredentialState command (ONVIF Credential Service Specification)

Command Under Test: GetCredentialState

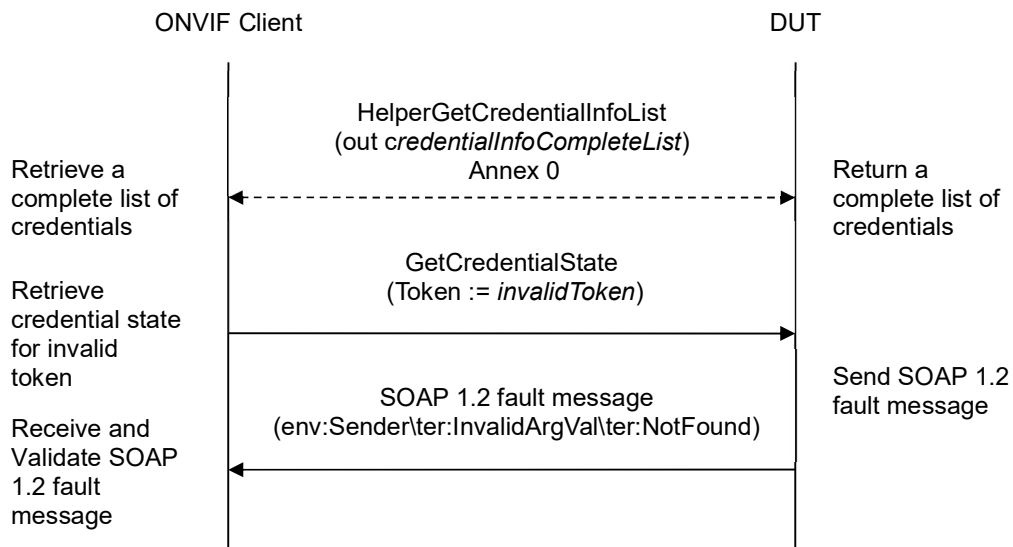
WSDL Reference: credential.wsdl

Test Purpose: To verify Get Credential State with invalid token.

Pre-requisite: Credential Service is received from the DUT.

Test Configuration: ONVIF Client and DUT

Test Sequence:



Test Procedure:

1. Start an ONVIF Client.
2. Start the DUT.
3. ONVIF Client retrieves a complete credential information list (out *credentialInfoCompleteList*) by following the procedure mentioned in Annex A.1.
4. Set the following:
 - *invalidToken* := value not equal to any *credentialInfoCompleteList.token*
5. ONVIF client invokes **GetCredentialState** with parameters



- Token := *invalidToken*

6. The DUT returns **env:Sender\ter:InvalidArgVal\ter:NotFound** SOAP 1.2 fault.

Test Result:

PASS –

The DUT passed all assertions.

FAIL –

The DUT did not send **env:Sender\ter:InvalidArgVal\ter:NotFound** SOAP 1.2 fault

Note: If the DUT sends other SOAP 1.2 fault message than specified, log WARNING message, and PASS the test.



4.4.4 ENABLE CREDENTIAL WITH INVALID TOKEN

Test Label: Enable Credential with Invalid Token Verification

Test Case ID: CREDENTIAL-4-1-4

ONVIF Core Specification Coverage: EnableCredential command (ONVIF Credential Service Specification)

Command Under Test: EnableCredential

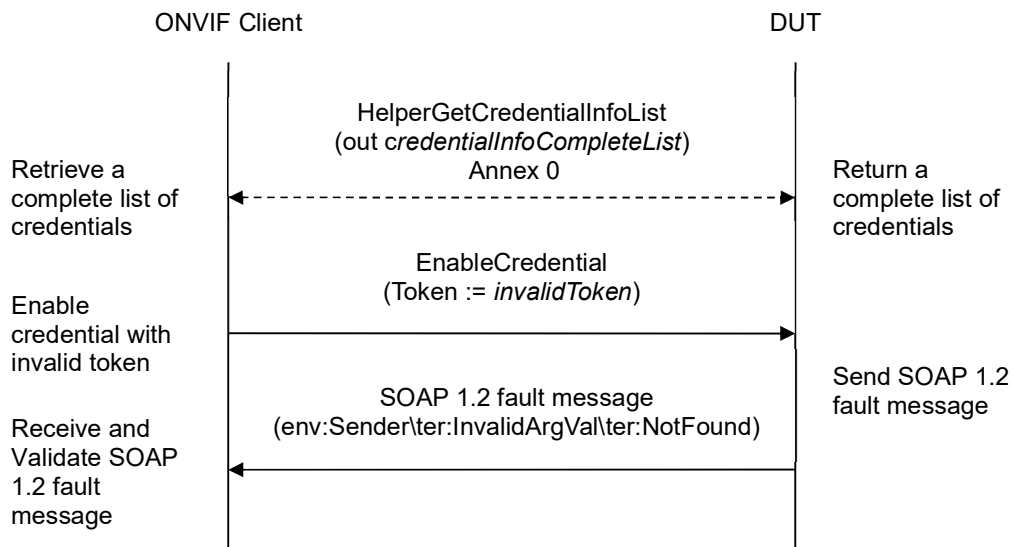
WSDL Reference: credential.wsdl

Test Purpose: To verify Enable Credential with invalid token.

Pre-requisite: Credential Service is received from the DUT.

Test Configuration: ONVIF Client and DUT

Test Sequence:



Test Procedure:

1. Start an ONVIF Client.
2. Start the DUT.
3. ONVIF Client retrieves a complete credential information list (out *credentialInfoCompleteList*) by following the procedure mentioned in Annex A.1.
4. Set the following:
 - *invalidToken* := value not equal to any *credentialInfoCompleteList.token*
5. ONVIF client invokes **EnableCredential** with parameters



- Token := *invalidToken*

6. The DUT returns **env:Sender\ter:InvalidArgVal\ter:NotFound** SOAP 1.2 fault.

Test Result:

PASS –

The DUT passed all assertions.

FAIL –

The DUT did not send **env:Sender\ter:InvalidArgVal\ter:NotFound** SOAP 1.2 fault

Note: If the DUT sends other SOAP 1.2 fault message than specified, log WARNING message, and PASS the test.



4.4.5 DISABLE CREDENTIAL WITH INVALID TOKEN

Test Label: Disable Credential with Invalid Token Verification

Test Case ID: CREDENTIAL-4-1-5

ONVIF Core Specification Coverage: DisableCredential command (ONVIF Credential Service Specification)

Command Under Test: DisableCredential

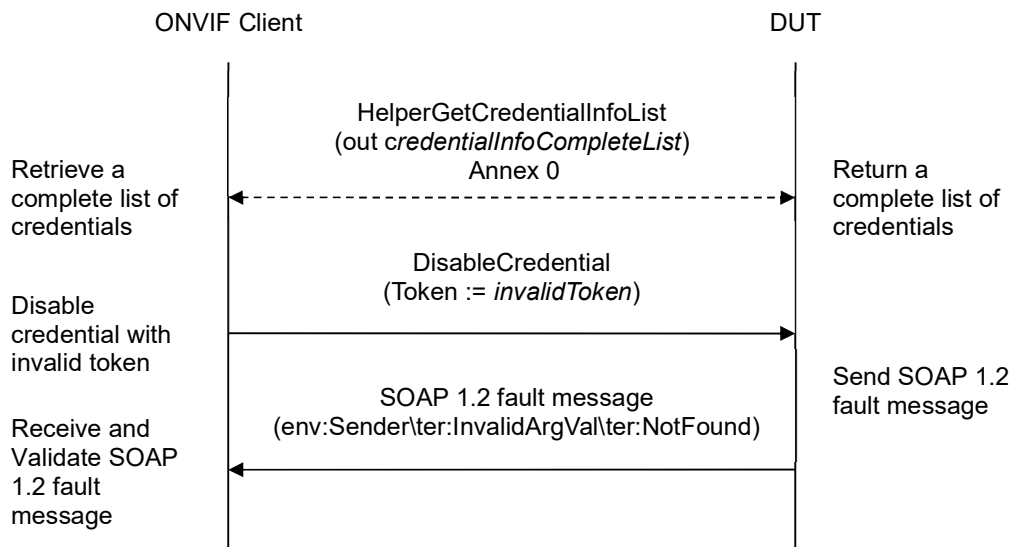
WSDL Reference: credential.wsdl

Test Purpose: To verify Disable Credential with invalid token.

Pre-requisite: Credential Service is received from the DUT.

Test Configuration: ONVIF Client and DUT

Test Sequence:



Test Procedure:

1. Start an ONVIF Client.
2. Start the DUT.
3. ONVIF Client retrieves a complete credential information list (out *credentialInfoCompleteList*) by following the procedure mentioned in Annex A.1.
4. Set the following:
 - *invalidToken* := value not equal to any *credentialInfoCompleteList.token*
5. ONVIF client invokes **DisableCredential** with parameters



- Token := *invalidToken*

6. The DUT returns **env:Sender\ter:InvalidArgVal\ter:NotFound** SOAP 1.2 fault.

Test Result:

PASS –

The DUT passed all assertions.

FAIL –

The DUT did not send **env:Sender\ter:InvalidArgVal\ter:NotFound** SOAP 1.2 fault

Note: If the DUT sends other SOAP 1.2 fault message than specified, log WARNING message, and PASS the test.

4.5 Credential Identifiers

4.5.1 GET CREDENTIAL IDENTIFIERS

Test Label: Get Credential Identifiers Verification

Test Case ID: CREDENTIAL-5-1-1

ONVIF Core Specification Coverage: CredentialIdentifier (ONVIF Credential Service Specification), CredentialIdentifierValue (ONVIF Credential Service Specification), GetCredentialIdentifiers command (ONVIF Credential Service Specification)

Command Under Test: GetCredentialIdentifiers

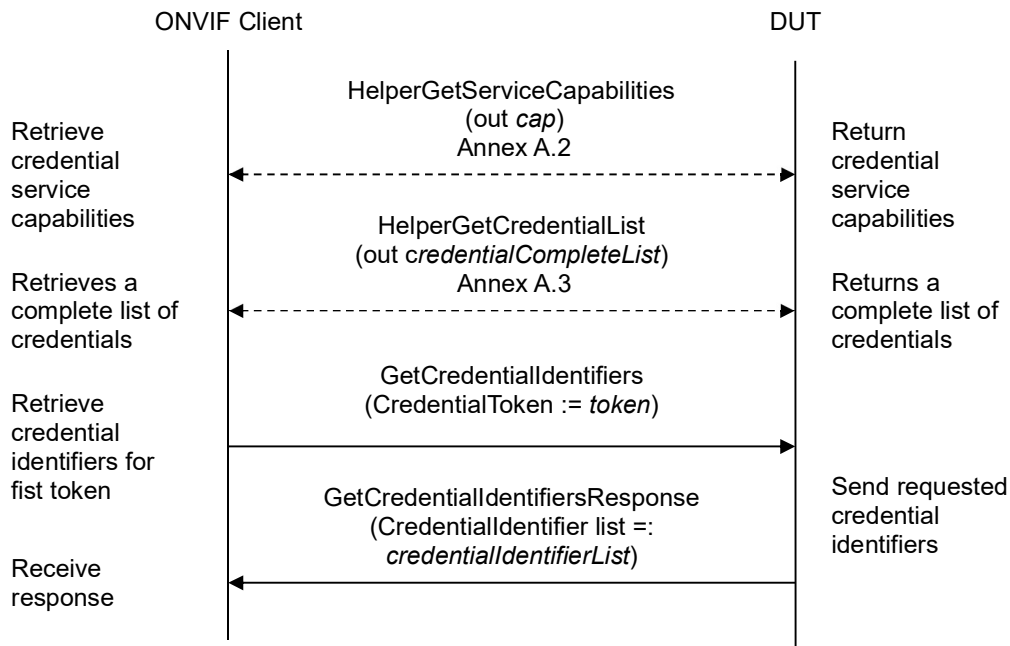
WSDL Reference: credential.wsdl

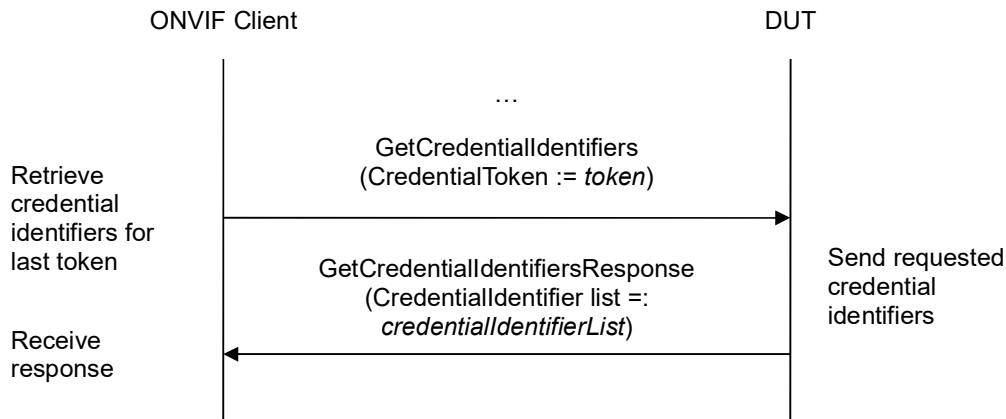
Test Purpose: To verify Get Credential Identifiers.

Pre-requisite: Credential Service is received from the DUT.

Test Configuration: ONVIF Client and DUT

Test Sequence:





Test Procedure:

1. Start an ONVIF Client.
2. Start the DUT.
3. ONVIF Client gets the service capabilities (out *cap*) by following the procedure mentioned in Annex A.2.
4. ONVIF Client retrieves a complete list of credentials (out *credentialCompleteList*) by following the procedure mentioned in Annex A.3.
5. If *credentialCompleteList* is empty, skip other steps.
6. For each Credential.token *token* from *credentialCompleteList* repeat the following steps:
 - 6.1. ONVIF client invokes **GetCredentialIdentifiers** with parameters
 - CredentialToken := *token*
 - 6.2. The DUT responds with **GetCredentialIdentifiersResponse** message with parameters
 - CredentialIdentifier list := *credentialIdentifierList*
 - 6.3. If *credentialIdentifierList* contains at least two credential identifier items with equal Type.Name, FAIL the test and skip other steps.
 - 6.4. If *credentialIdentifierList* contains at least one credential identifier item with Type.Name other than listed in *cap*.SupportedIdentifierTypes, FAIL the test and skip other steps.
 - 6.5. If *credentialIdentifierList* does not contain all credential identifiers from *credentialCompleteList*[token = *token*].CredentialIdentifierList, FAIL the test and skip other steps.
 - 6.6. If *credentialIdentifierList* contains credential identifiers other than credential identifiers from *credentialCompleteList*[token = *token*].CredentialIdentifierList, FAIL the test and skip other steps.
 - 6.7. For each credential identifier *credentialIdentifier* from *credentialIdentifierList* repeat the



following steps:

6.7.1. If *credentialIdentifier* item does not have equal field values to *credentialCompleteList[token = token].CredentialIdentifierList [Type.Name = credentialIdentifier.Type.Name]* item, FAIL the test and skip other steps.

Test Result:

PASS –

The DUT passed all assertions.

FAIL –

The DUT did not send **GetCredentialIdentifiersResponse** message.

Note: To compare identifiers list as steps 6.5 and 6.6 Type.Name is used as unique value for identifier.

Note: The following fields are compared at step 6.7.1:

- Type
 - Name
 - FormatType
- ExemptedFromAuthentication
- Value



4.5.2 SET CREDENTIAL IDENTIFIER – ADDING NEW TYPE

Test Label: Set Credential Identifier (Adding New Type) Verification

Test Case ID: CREDENTIAL-5-1-2

ONVIF Core Specification Coverage: CredentialIdentifier (ONVIF Credential Service Specification), CredentialIdentifierValue (ONVIF Credential Service Specification), GetCredentialIdentifiers command (ONVIF Credential Service Specification), SetCredentialIdentifier command (ONVIF Credential Service Specification)

Command Under Test: SetCredentialIdentifier

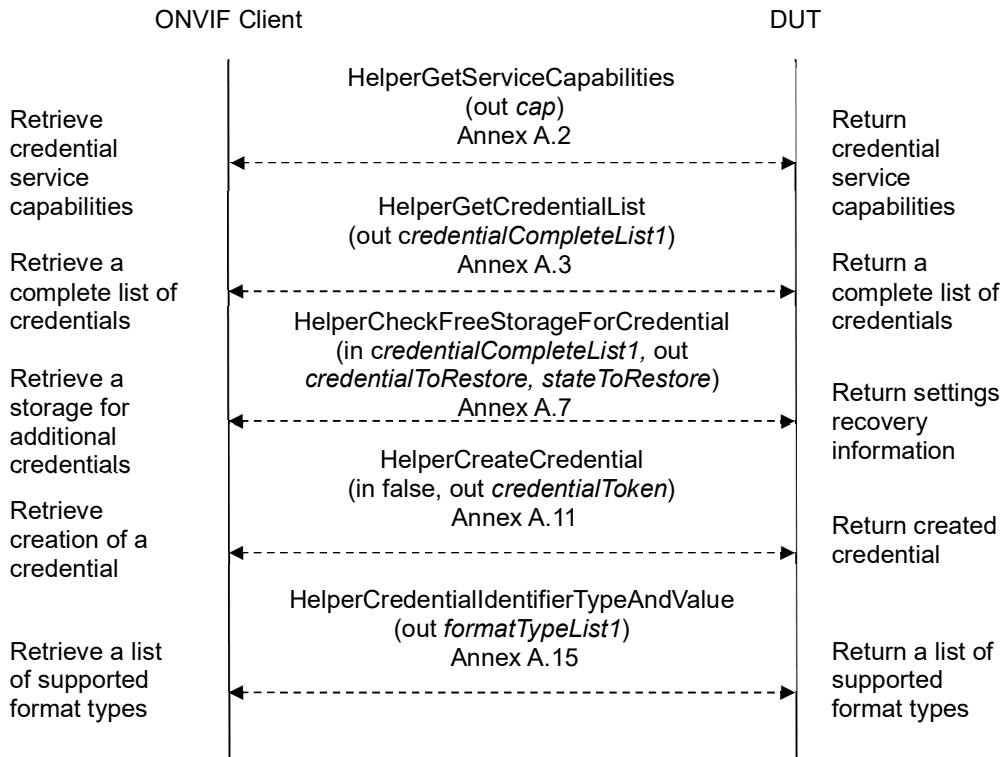
WSDL Reference: credential.wsdl and event.wsdl

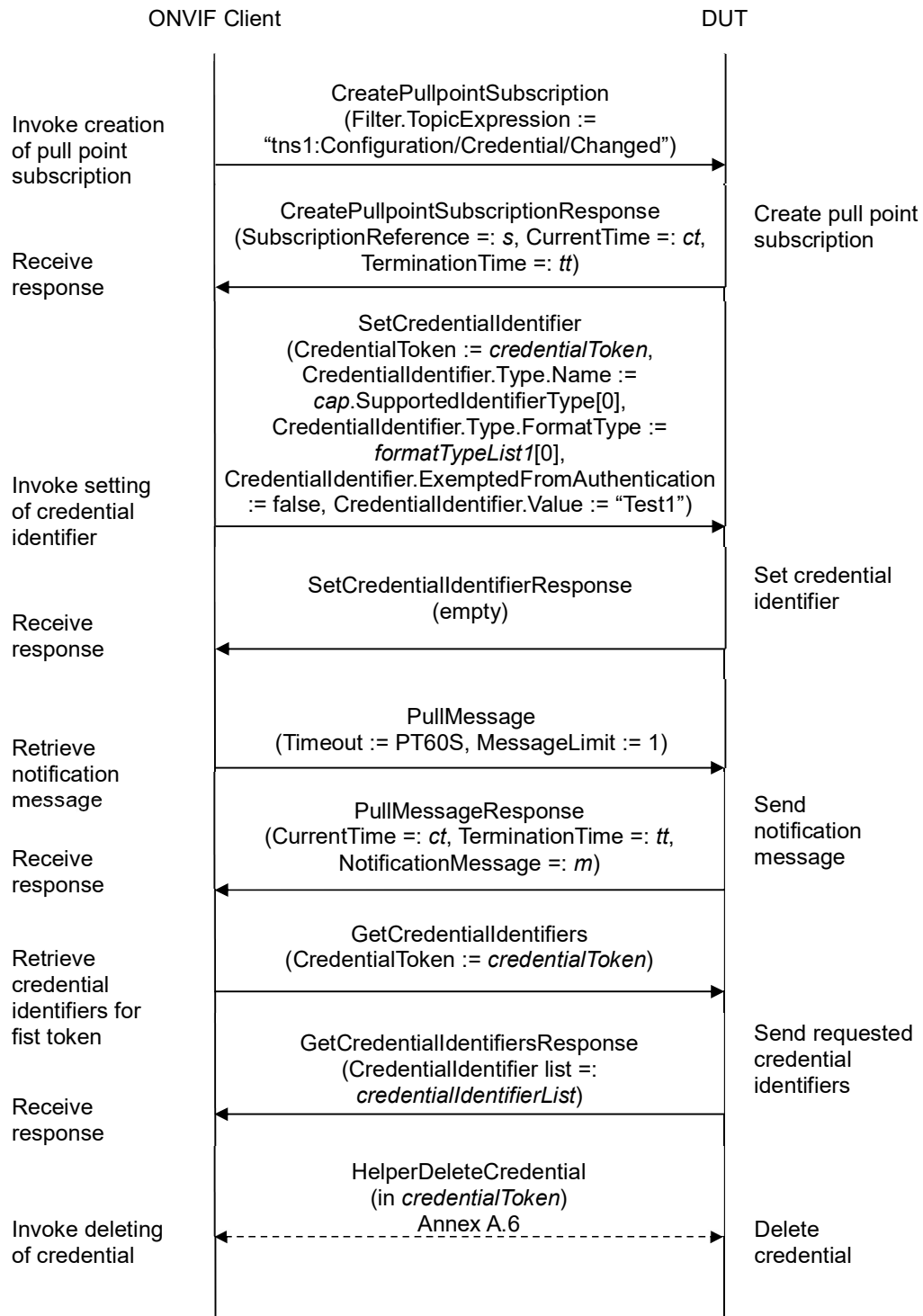
Test Purpose: To verify creation of credential identifier and generating of appropriate notifications.

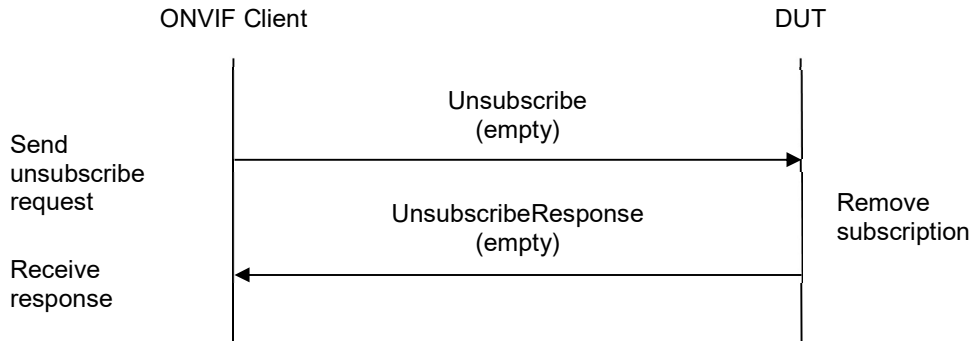
Pre-requisite: Credential Service is received from the DUT. Event Service is received from the DUT. The DUT shall have enough free storage capacity for one additional Credential.

Test Configuration: ONVIF Client and DUT

Test Sequence:







Test Procedure:

1. Start an ONVIF Client.
2. Start the DUT.
3. ONVIF Client gets the service capabilities (out *cap*) by following the procedure mentioned in Annex A.2.
4. If *cap.SupportedIdentifierType* does not contain more than one *IdentifierType* item, skip other steps.
5. ONVIF Client retrieves a complete list of credentials (out *credentialCompleteList*) by following the procedure mentioned in Annex A.3.
6. ONVIF Client checks free storage for additional Credential (in *credentialCompleteList*, out *credentialToRestore*, *stateToReastore*) by following the procedure mentioned in Annex A.7.
7. ONVIF Client creates credential (in *cap*) with *ExemptedFromAuthentication* equal to false (in false), with Credential identifier item (out *typeName1*) with corresponding Credential identifier Format Type (out *formatType1*) and corresponding credential identifier value (out *value1*) and with credential token (out *credentialToken*) by following the procedure mentioned in Annex A.11.
8. Set the following:
 - *identifierTypeNameList* := *cap.SupportedIdentifierType* - *typeName1*
9. ONVIF Client retrieves a Credential identifier type name (out *typeName2*) different from *typeName1* (in *identifierTypeNameList*) with corresponding Credential identifier Format Type (out *formatType2*) and corresponding credential identifier value (out *value2*) by following the procedure mentioned in Annex A.15.
10. ONVIF Client invokes **CreatePullPointSubscription** with parameters
 - *Filter.TopicExpression* := "tns1:Configuration/Credential/Changed"
11. The DUT responds with a **CreatePullPointSubscriptionResponse** message with parameters
 - *SubscriptionReference* =: *s*

- CurrentTime =: *ct*
 - TerminationTime =: *tt*
12. ONVIF client invokes **SetCredentialIdentifier** with parameters
- CredentialToken := *credentialToken*
 - CredentialIdentifier.Type.Name := *typeName2*
 - CredentialIdentifier.Type.FormatType := *formatType2*
 - CredentialIdentifier.ExemptedFromAuthentication := true if *cap*.Extension contains SupportedExemptionType element with value = pt:ExemptFromAuthentication, otherwise false
 - CredentialIdentifier.Value := *value2*
13. The DUT responds with empty **SetCredentialIdentifierResponse** message.
14. Until *timeout1* timeout expires, repeat the following steps:
- 14.1. ONVIF Client waits for time $t := \min\{(tt-ct)/2, 1 \text{ second}\}$.
- 14.2. ONVIF Client invokes **PullMessages** to the subscription endpoint *s* with parameters
- Timeout := PT60S
 - MessageLimit := 1
- 14.3. The DUT responds with **PullMessagesResponse** message with parameters
- CurrentTime =: *ct*
 - TerminationTime =: *tt*
 - NotificationMessage =: *m*
- 14.4. If *m* is not null and the TopicExpression item in *m* is not equal to "tns1:Configuration/Credential/Changed", FAIL the test and go to the step 28.
- 14.5. If *m* is not null and does not contain Source.SimpleItem item with Name = "CredentialToken" and Value = *credentialToken*, FAIL the test and go to the step 28.
- 14.6. If *m* is not null and contains Source.SimpleItem item with Name = "CredentialToken" and Value = *credentialToken*, go to the step 14.
15. If *timeout1* timeout expires for step 14 without Notification with CredentialToken source simple item equal to *credentialToken*, FAIL the test and go to the step 28.
16. ONVIF client invokes **GetCredentialIdentifiers** with parameters
- CredentialToken := *credentialToken*
17. The DUT responds with **GetCredentialIdentifiersResponse** message with parameters
- CredentialIdentifier list =: *credentialIdentifierList*

18. If *credentialIdentifierList* contains more or less than two items, FAIL the test and go to step 28.
19. If *credentialIdentifierList* does not have item with *CredentialIdentifier.Type.Name* value equal to *typeName1*, FAIL the test and go to step 28.
20. If *credentialIdentifierList* does not have item with *CredentialIdentifier.Type.Name* value equal to *typeName2*, FAIL the test and go to step 28.
21. If *credentialIdentifierList* item with *CredentialIdentifier.Type.Name* value equal to *typeName1* has *FormatType* value different from *formatType1*, FAIL the test and go to step 28.
22. If *credentialIdentifierList* item with *CredentialIdentifier.Type.Name* value equal to *typeName1* has *Value* value different from *value1*, FAIL the test and go to step 28.
23. If *credentialIdentifierList* item with *CredentialIdentifier.Type.Name* value equal to *typeName1* has *ExemptedFromAuthentication* value different from false, FAIL the test and go to step 28.
24. If *credentialIdentifierList* item with *CredentialIdentifier.Type.Name* value equal to *typeName2* has *FormatType* value different from *formatType2*, FAIL the test and go to step 28.
25. If *credentialIdentifierList* item with *CredentialIdentifier.Type.Name* value equal to *typeName2* has *Value* value different from *value2*, FAIL the test and go to step 28.
26. If *cap.Extension* contains *SupportedExemptionType* element with value = *pt:ExemptFromAuthentication*:
 - 26.1. If *credentialIdentifierList* item with *CredentialIdentifier.Type.Name* value equal to *typeName2* has *ExemptedFromAuthentication* value different from true, FAIL the test and go to step 28.
27. If *cap.Extension* does not contain *SupportedExemptionType* element with value = *pt:ExemptFromAuthentication*:
 - 27.1. If *credentialIdentifierList* item with *CredentialIdentifier.Type.Name* value equal to *typeName2* has *ExemptedFromAuthentication* value different from false, FAIL the test and go to step 28.
28. ONVIF Client deletes the Credential (in *credentialToken*) by following the procedure mentioned in Annex A.6 to restore DUT configuration.
29. If there was credential deleted at step 6, restore it (in *credentialToRestore*, in *stateToRestore*) by following the procedure mentioned in Annex A.10 to restore DUT configuration.
30. ONVIF Client sends an **Unsubscribe** to the subscription endpoint *s*.
31. The DUT responds with **UnsubscribeResponse** message.

Test Result:

PASS –

The DUT passed all assertions.

FAIL –

The DUT did not send **GetCredentialIdentifiersResponse** message.

The DUT did not send **SetCredentialIdentifierResponse** message.



The DUT did not send **CreatePullpointSubscriptionResponse** message.

The DUT did not send **PullMessagesResponse** message.

The DUT did not send **UnsubscribeResponse** message.

Note: *timeout1* will be taken from Operation Delay field of ONVIF Device Test Tool.

Note: If the DUT supports only one credential identifier type, type warning message at step 4.

4.5.3 SET CREDENTIAL IDENTIFIER – REPLACE OF THE SAME TYPE

Test Label: Set Credential Identifier (Replace Of The Same Type) Verification

Test Case ID: CREDENTIAL-5-1-3

ONVIF Core Specification Coverage: CredentialIdentifier (ONVIF Credential Service Specification), CredentialIdentifierValue (ONVIF Credential Service Specification), GetCredentialIdentifiers command (ONVIF Credential Service Specification), SetCredentialIdentifier command (ONVIF Credential Service Specification)

Command Under Test: SetCredentialIdentifier

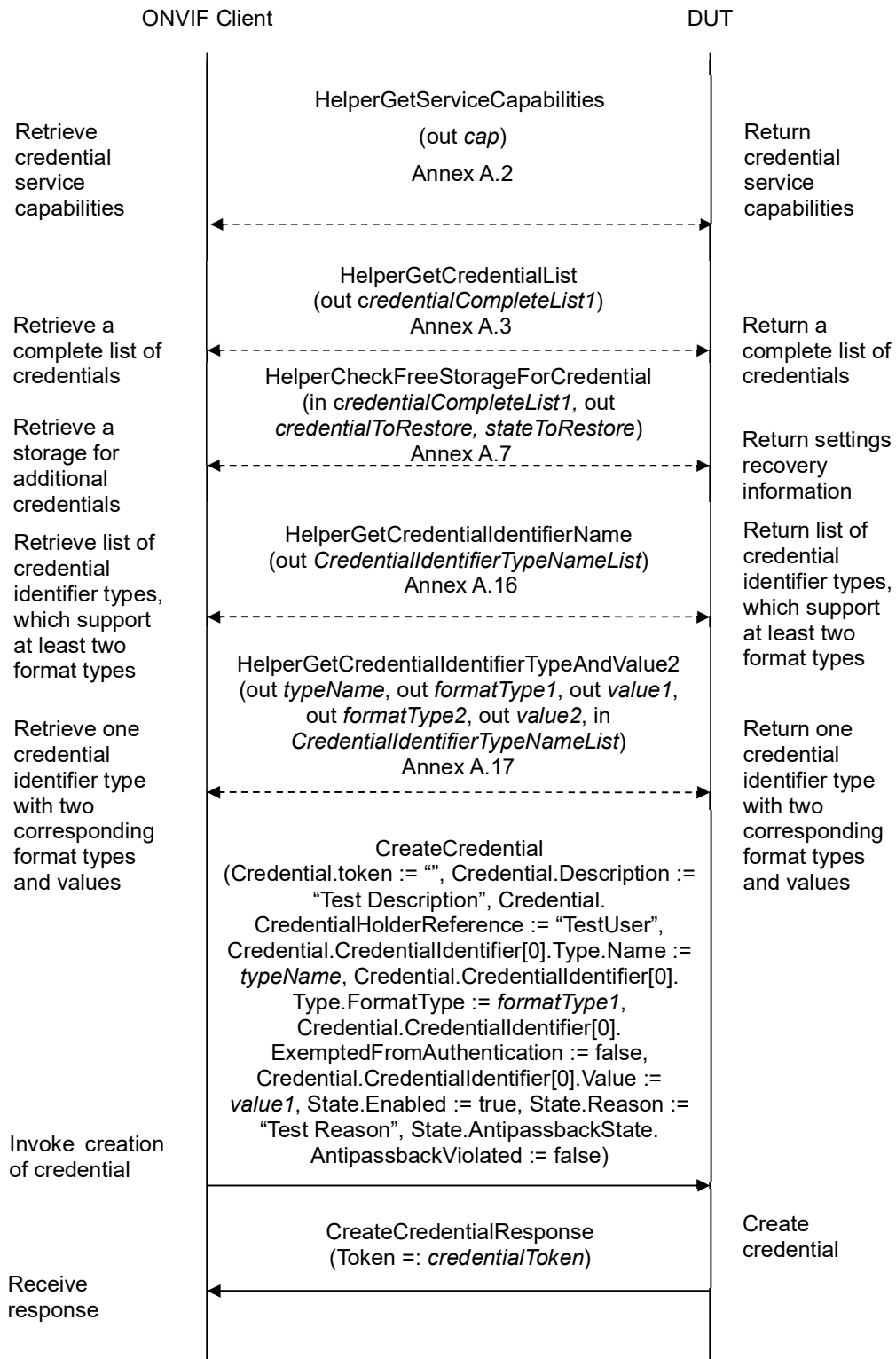
WSDL Reference: credential.wsdl and event.wsdl

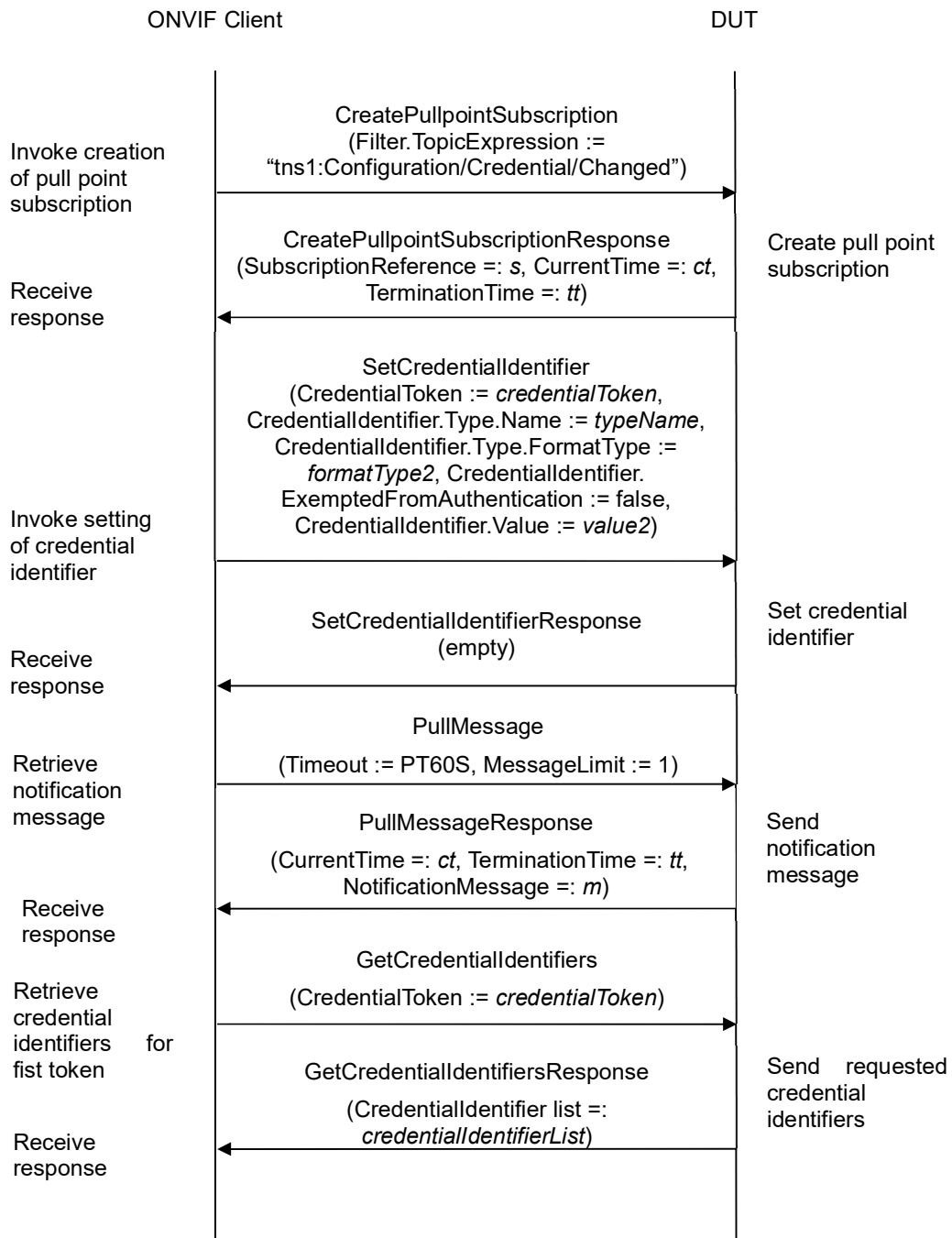
Test Purpose: To verify replacing of credential identifier and generating of appropriate notifications.

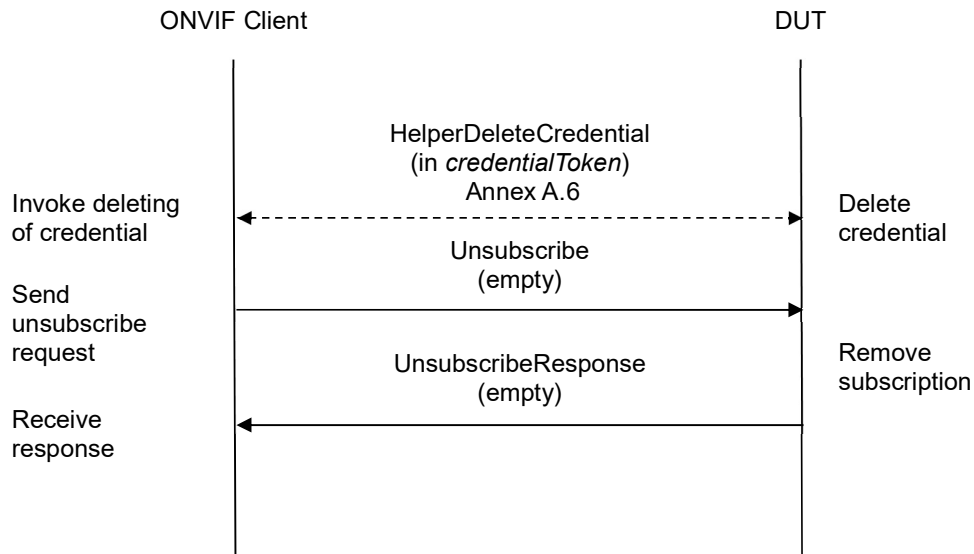
Pre-requisite: Credential Service is received from the DUT. Event Service is received from the DUT. The DUT shall have enough free storage capacity for one additional Credential.

Test Configuration: ONVIF Client and DUT

Test Sequence:







Test Procedure:

1. Start an ONVIF Client.
2. Start the DUT.
3. ONVIF Client gets the service capabilities (out *cap*) by following the procedure mentioned in Annex A.2.
4. ONVIF Client retrieves a complete list of credentials (out *credentialCompleteList*) by following the procedure mentioned in Annex A.3.
5. ONVIF Client checks free storage for additional Credential (in *credentialCompleteList*, out *credentialToRestore*, out *stateToReastore*) by following the procedure mentioned in Annex A.7.
6. ONVIF Client retrieves a list of Credential identifier Type Name items, which support at least two Format Types (out *CredentialIdentifierTypeNameList*) by following the procedure mentioned in Annex A.16.
7. If *CredentialIdentifierTypeNameList* is empty, skip other steps.
8. ONVIF Client retrieves Credential identifier Type Name (out *typeName*) with corresponding Credential identifier Format Type (out *formatType1*) and Credential identifier value (out *value1*), and with corresponding Credential identifier Format Type (out *formatType2*) and Credential identifier value (out *value2*) based on Credential identifier Type Name items (in *CredentialIdentifierTypeNameList*) by following the procedure mentioned in Annex A.17.
9. ONVIF client invokes **CreateCredential** with parameters
 - Credential.token := ""
 - Credential.Description := "Test Description"
 - Credential.CredentialHolderReference := "TestUser"

- Credential.ValidFrom skipped
 - Credential.ValidTo skipped
 - Credential.CredentialIdentifier[0].Type.Name := *typeName*
 - Credential.CredentialIdentifier[0].Type.FormatType := *formatType1*
 - Credential.CredentialIdentifier[0].ExemptedFromAuthentication := false
 - Credential.CredentialIdentifier[0].Value := *value1*
 - Credential.CredentialAccessProfile skipped
 - Credential.Extension skipped
 - State.Enabled := true
 - State.Reason := "Test Reason"
 - State.AntipassbackState.AntipassbackViolated := false if *cap.ResetAntipassbackSupported* value is equal to true, otherwise otherwise State.AntipassbackState is skipped
10. The DUT responds with **CreateCredentialResponse** message with parameters
- Token =: *credentialToken*
11. ONVIF Client invokes **CreatePullPointSubscription** with parameters
- Filter.TopicExpression := "tns1:Configuration/Credential/Changed"
12. The DUT responds with a **CreatePullPointSubscriptionResponse** message with parameters
- SubscriptionReference =: *s*
 - CurrentTime =: *ct*
 - TerminationTime =: *tt*
13. ONVIF client invokes **SetCredentialIdentifier** with parameters
- CredentialToken := *credentialToken*
 - CredentialIdentifier.Type.Name := *typeName*
 - CredentialIdentifier.Type.FormatType := *formatType2*
 - CredentialIdentifier.ExemptedFromAuthentication := true if *cap.Extension* contains SupportedExemptionType element with value = pt:ExemptFromAuthentication, otherwise false
 - CredentialIdentifier.Value := *value2*
 - CredentialIdentifier.Extension skipped
14. The DUT responds with empty **SetCredentialIdentifierResponse** message.

15. Until *timeout1* timeout expires, repeat the following steps:
 - 15.1. ONVIF Client waits for time $t := \min\{(tt-ct)/2, 1 \text{ second}\}$.
 - 15.2. ONVIF Client invokes **PullMessages** to the subscription endpoint *s* with parameters
 - Timeout := PT60S
 - MessageLimit := 1
 - 15.3. The DUT responds with **PullMessagesResponse** message with parameters
 - CurrentTime =: *ct*
 - TerminationTime =: *tt*
 - NotificationMessage =: *m*
 - 15.4. If *m* is not null and the TopicExpression item in *m* is not equal to "tns1:Configuration/Credential/Changed", FAIL the test and go to the step 21.
 - 15.5. If *m* is not null and does not contain Source.SimpleItem item with Name = "CredentialToken" and Value = *credentialToken*, FAIL the test and go to the step 21.
 - 15.6. If *m* is not null and contains Source.SimpleItem item with Name = "CredentialToken" and Value = *credentialToken*, go to the step 16.
16. If *timeout1* timeout expires for step 14 without Notification with CredentialToken source simple item equal to *credentialToken*, FAIL the test and go to the step 21.
17. ONVIF client invokes **GetCredentialIdentifiers** with parameters
 - CredentialToken := *credentialToken*
18. The DUT responds with **GetCredentialIdentifiersResponse** message with parameters
 - CredentialIdentifier list =: *credentialIdentifierList*
19. If *credentialIdentifierList* contains more or less than one item, FAIL the test and go to step 21.
20. If *credentialIdentifierList*[0].CredentialIdentifier.Type.Name item is not equal to *typeName*, FAIL the test and go to step 21.
21. If *credentialIdentifierList* item with CredentialIdentifier.Type.Name value equal to *typeName* has different field values to values from step 13, FAIL the test and go to step 21.
22. ONVIF Client deletes the Credential (in *credentialToken*) by following the procedure mentioned in Annex A.6 to restore DUT configuration.
23. If there was credential deleted at step 5, restore it (in *credentialToRestore*, in *stateToReastore*) by following the procedure mentioned in Annex A.10 to restore DUT configuration.
24. ONVIF Client sends an **Unsubscribe** to the subscription endpoint *s*.
25. The DUT responds with **UnsubscribeResponse** message.

Test Result:

PASS –

The DUT passed all assertions.

FAIL –

The DUT did not send **GetCredentialIdentifiersResponse** message.

The DUT did not send **SetCredentialIdentifierResponse** message.

The DUT did not send **CreatePullpointSubscriptionResponse** message.

The DUT did not send **PullMessagesResponse** message.

The DUT did not send **UnsubscribeResponse** message.

Note: *timeout1* will be taken from Operation Delay field of ONVIF Device Test Tool.

Note: The following fields are compared at step 21:

- CredentialIdentifier list (Type.Name is used as unique key for comparing)
 - Type
 - Name
 - FormatType
 - ExemptedFromAuthentication
 - Value



4.5.4 DELETE CREDENTIAL IDENTIFIER

Test Label: Delete Credential Identifier Verification

Test Case ID: CREDENTIAL-5-1-4

ONVIF Core Specification Coverage: CredentialIdentifier (ONVIF Credential Service Specification), CredentialIdentifierValue (ONVIF Credential Service Specification), GetCredentialIdentifiers command (ONVIF Credential Service Specification), SetCredentialIdentifiers command (ONVIF Credential Service Specification)

Command Under Test: DeleteCredentialIdentifier

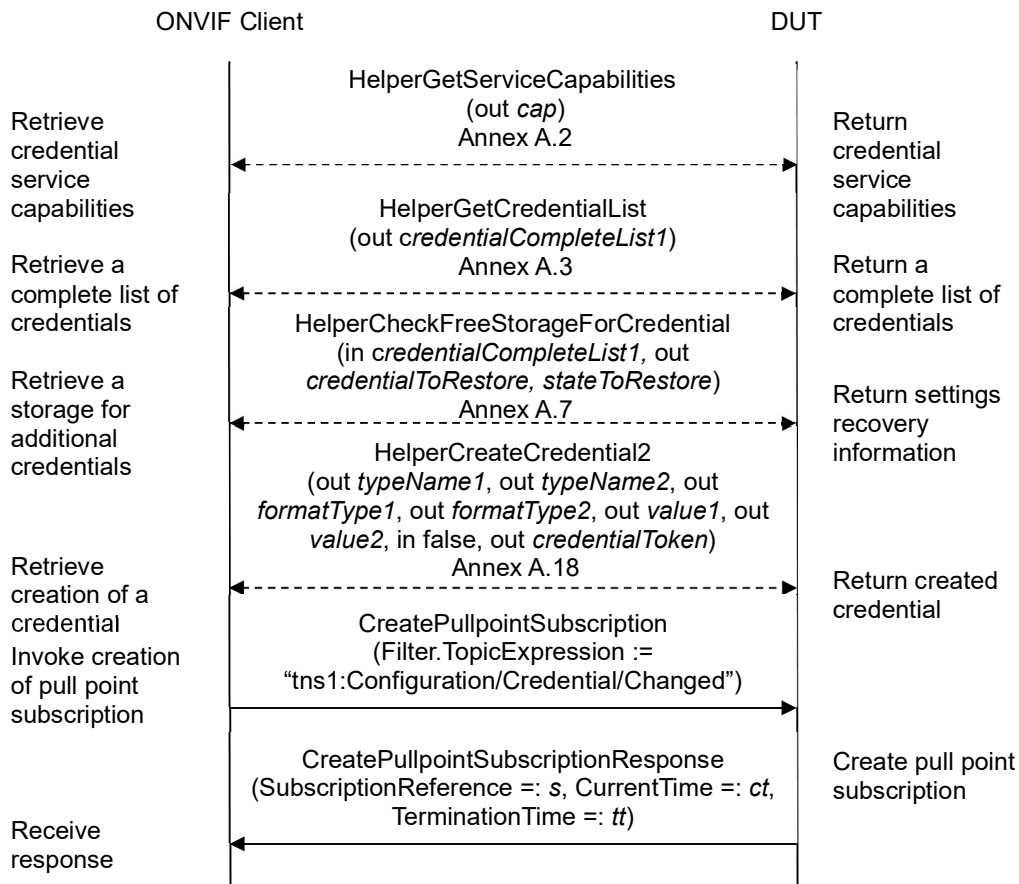
WSDL Reference: credential.wsdl and event.wsdl

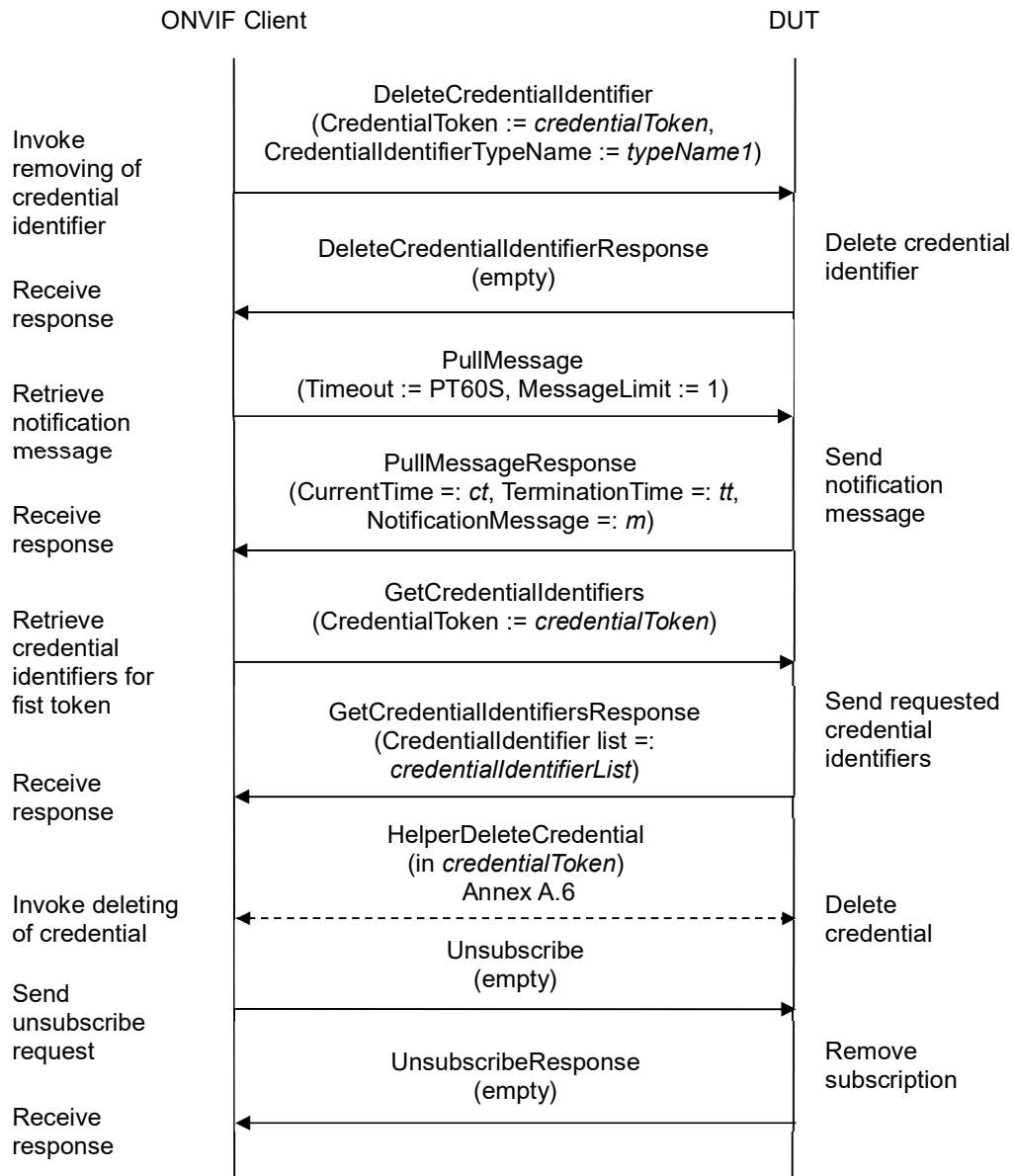
Test Purpose: To verify replacing of credential identifier and generating of appropriate notifications.

Pre-requisite: Credential Service is received from the DUT. Event Service is received from the DUT. The DUT shall have enough free storage capacity for one additional Credential.

Test Configuration: ONVIF Client and DUT

Test Sequence:





1. Start an ONVIF Client.
2. Start the DUT.
3. ONVIF Client gets the service capabilities (out *cap*) by following the procedure mentioned in Annex A.2.
4. If *cap.SupportedIdentifierType* contains less than two *SupportedIdentifierType* items, skip other steps.
5. ONVIF Client retrieves a complete list of credentials (out *credentialCompleteList*) by following

the procedure mentioned in Annex A.3.

6. ONVIF Client checks free storage for additional Credential (in *credentialCompleteList*, out *credentialToRestore*, *stateToReastore*) by following the procedure mentioned in Annex A.7.
7. ONVIF Client creates credential with two Credential identifier items (out *typeName1*), (out *typeName2*), with corresponding Format Types (out *formatType1*), (out *formatType2*) and with corresponding values (out *value1*), (out *value2*), with antipass back state equal to false (in false), and with credential token (out *credentialToken*) by following the procedure mentioned in Annex A.18.
8. ONVIF Client invokes **CreatePullPointSubscription** with parameters
 - Filter.TopicExpression := "tns1:Configuration/Credential/Changed"
9. The DUT responds with a **CreatePullPointSubscriptionResponse** message with parameters
 - SubscriptionReference =: *s*
 - CurrentTime =: *ct*
 - TerminationTime =: *tt*
10. ONVIF client invokes **DeleteCredentialIdentifier** with parameters
 - CredentialToken := *credentialToken*
 - CredentialIdentifierTypeName := *typeName1*
11. The DUT responds with empty **DeleteCredentialIdentifierResponse** message.
12. Until *timeout1* timeout expires, repeat the following steps:
 - 12.1. ONVIF Client waits for time $t := \min\{(tt-ct)/2, 1 \text{ second}\}$.
 - 12.2. ONVIF Client invokes **PullMessages** to the subscription endpoint *s* with parameters
 - Timeout := PT60S
 - MessageLimit := 1
 - 12.3. The DUT responds with **PullMessagesResponse** message with parameters
 - CurrentTime =: *ct*
 - TerminationTime =: *tt*
 - NotificationMessage =: *m*
 - 12.4. If *m* is not null and the TopicExpression item in *m* is not equal to "tns1:Configuration/Credential/Changed", FAIL the test and go to the step 22.
 - 12.5. If *m* is not null and does not contain Source.SimpleItem item with Name = "CredentialToken" and Value = *credentialToken*, FAIL the test and go to the step 22.
 - 12.6. If *m* is not null and contains Source.SimpleItem item with Name = "CredentialToken" and Value = *credentialToken*, go to the step 14.

13. If *timeout1* timeout expires for step 12 without Notification with CredentialToken source simple item equal to *credentialToken*, FAIL the test and go to the step 22.
14. ONVIF client invokes **GetCredentialIdentifiers** with parameters
 - CredentialToken := *credentialToken*
15. The DUT responds with **GetCredentialIdentifiersResponse** message with parameters
 - CredentialIdentifier list =: *credentialIdentifierList*
16. If *credentialIdentifierList* contains less than one item, FAIL the test and go to step 22.
17. If *credentialIdentifierList* contains more than one item, FAIL the test and go to step 22.
18. If *credentialIdentifierList*[0].CredentialIdentifier.Type.Name value does not equal to *typeName2*, FAIL the test and go to step 22.
19. If *credentialIdentifierList*[0].CredentialIdentifier.Type.FormatType value does not equal to *formatType2*, FAIL the test and go to step 22.
20. If *credentialIdentifierList*[0].CredentialIdentifier.ExemptedFromAuthentication value does not equal to false, FAIL the test and go to step 22.
21. If *credentialIdentifierList*[0].CredentialIdentifier.Value value does not equal to *value2*, FAIL the test and go to step 22.
22. ONVIF Client deletes the Credential (in *credentialToken*) by following the procedure mentioned in Annex A.6 to restore DUT configuration.
23. If there was credential deleted at sstep 4, restore it (in *credentialToRestore*, *stateToReastore*) by following the procedure mentioned in Annex A.10 to restore DUT configuration.
24. ONVIF Client sends an **Unsubscribe** to the subscription endpoint *s*.
25. The DUT responds with **UnsubscribeResponse** message.

Test Result:

PASS –

The DUT passed all assertions.

FAIL –

The DUT did not send **GetCredentialIdentifiersResponse** message.

The DUT did not send **DeleteCredentialIdentifierResponse** message.

The DUT did not send **CreatePullpointSubscriptionResponse** message.

The DUT did not send **PullMessagesResponse** message.

The DUT did not send **UnsubscribeResponse** message.

Note: *timeout1* will be taken from Operation Delay field of ONVIF Device Test Tool.



4.5.5 GET SUPPORTED FORMAT TYPES

Test Label: Get Supported Format Types Verification

Test Case ID: CREDENTIAL-5-1-5

ONVIF Core Specification Coverage: CredentialIdentifier (ONVIF Credential Service Specification), GetSupportedFormatTypes command (ONVIF Credential Service Specification)

Command Under Test: GetSupportedFormatTypes

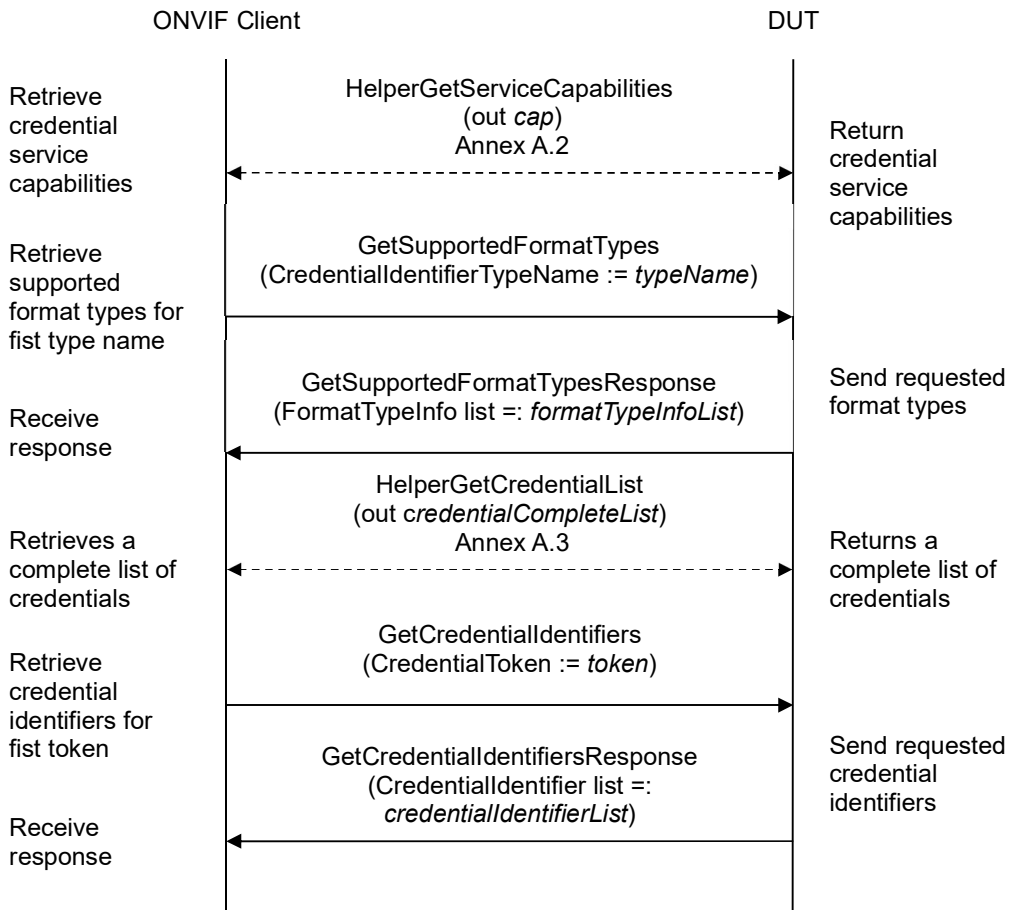
WSDL Reference: credential.wsdl

Test Purpose: To verify Get Supported Format Types.

Pre-requisite: Credential Service is received from the DUT.

Test Configuration: ONVIF Client and DUT

Test Sequence:



Test Procedure:

1. Start an ONVIF Client.
2. Start the DUT.
3. ONVIF Client gets the service capabilities (out *cap*) by following the procedure mentioned in Annex A.2.
4. For each *cap.SupportedIdentifierType identifierType* repeat the following steps:
 - 4.1. ONVIF client invokes **GetSupportedFormatTypes** with parameters
 - CredentialIdentifierTypeName := *identifierType*
 - 4.2. The DUT responds with **GetSupportedFormatTypesResponse** message with parameters
 - FormatTypeInfo list =: *receivedformatTypeInfoList*
 - 4.3. Set *formatTypeInfoList[identifierType]* := *receivedFormatTypeInfoList*.
 - 4.4. If *formatTypeInfoList[identifierType]* is empty, FAIL the test and skip other steps.
 - 4.5. If *formatTypeInfoList[identifierType]* contains at least two format type info items with equal FormatType, FAIL the test and skip other steps.
5. ONVIF Client retrieves a complete list of credentials (out *credentialCompleteList*) by following the procedure mentioned in Annex A.3.
6. If *credentialCompleteList* is empty, skip other steps.
7. For each Credential.token *token* from *credentialCompleteList* repeat the following steps:
 - 7.1. ONVIF client invokes **GetCredentialIdentifiers** with parameters
 - CredentialToken := *token*
 - 7.2. The DUT responds with **GetCredentialIdentifiersResponse** message with parameters
 - CredentialIdentifier list =: *credentialIdentifierList*
 - 7.3. For each CredentialIdentifier.Type.Name *typeName* from *credentialIdentifierList* repeat the following steps:
 - 7.3.1. If credential identifier type with *typeName* contains other format type (CredentialIdentifier.Type.FormatType) than listed in *formatTypeInfoList[typeName]*, FAIL the test and skip other steps.

Test Result:

PASS –

The DUT passed all assertions.

FAIL –

The DUT did not send **GetCredentialIdentifiersResponse** message.



The DUT did not send **GetSupportedFormatTypesResponse** message.



4.5.6 GET CREDENTIAL IDENTIFIERS WITH INVALID TOKEN

Test Label: Get Credential Identifiers with Invalid Token Verification

Test Case ID: CREDENTIAL-5-1-6

ONVIF Core Specification Coverage: GetCredentialIdentifiers command (ONVIF Credential Service Specification)

Command Under Test: GetCredentialIdentifiers

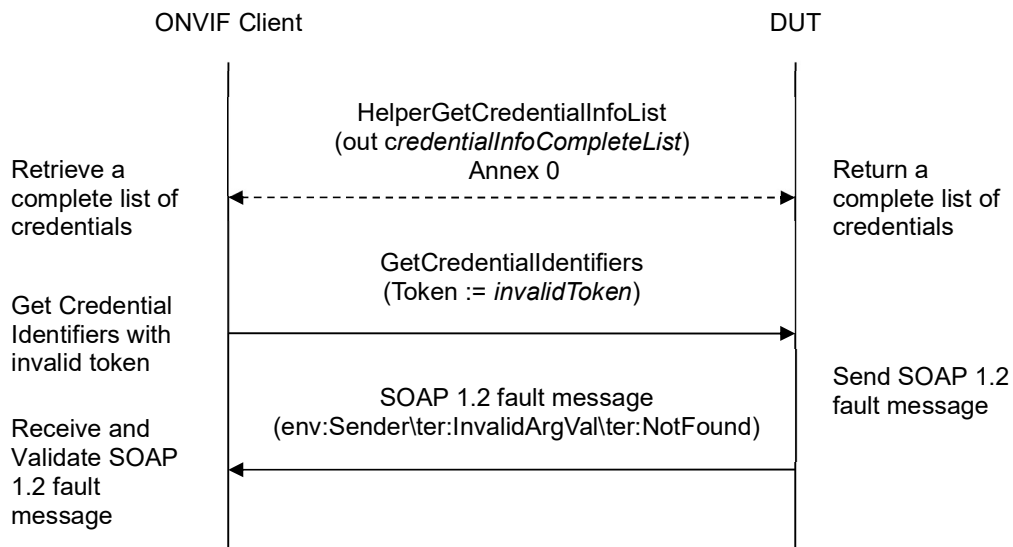
WSDL Reference: credential.wsdl

Test Purpose: To verify Get Credential Identifiers with Invalid Token.

Pre-requisite: Credential Service is received from the DUT.

Test Configuration: ONVIF Client and DUT

Test Sequence:



Test Procedure:

1. Start an ONVIF Client.
2. Start the DUT.
3. ONVIF Client retrieves a complete credential information list (out *credentialInfoCompleteList*) by following the procedure mentioned in Annex A.1.
4. Set the following:
 - *invalidToken* := value not equal to any *credentialInfoCompleteList.token*
5. ONVIF client invokes **GetCredentialIdentifiers** with parameters



- CredentialToken := *invalidToken*

6. The DUT returns **env:Sender\ter:InvalidArgVal\ter:NotFound** SOAP 1.2 fault.

Test Result:

PASS –

The DUT passed all assertions.

FAIL –

The DUT did not send **env:Sender\ter:InvalidArgVal\ter:NotFound** SOAP 1.2 fault

Note: If the DUT sends other SOAP 1.2 fault message than specified, log WARNING message, and PASS the test.



4.5.7 SET CREDENTIAL IDENTIFIER WITH INVALID TOKEN

Test Label: Set Credential Identifier with Invalid Token Verification

Test Case ID: CREDENTIAL-5-1-7

ONVIF Core Specification Coverage: SetCredentialIdentifier command (ONVIF Credential Service Specification)

Command Under Test: SetCredentialIdentifier with invalid token

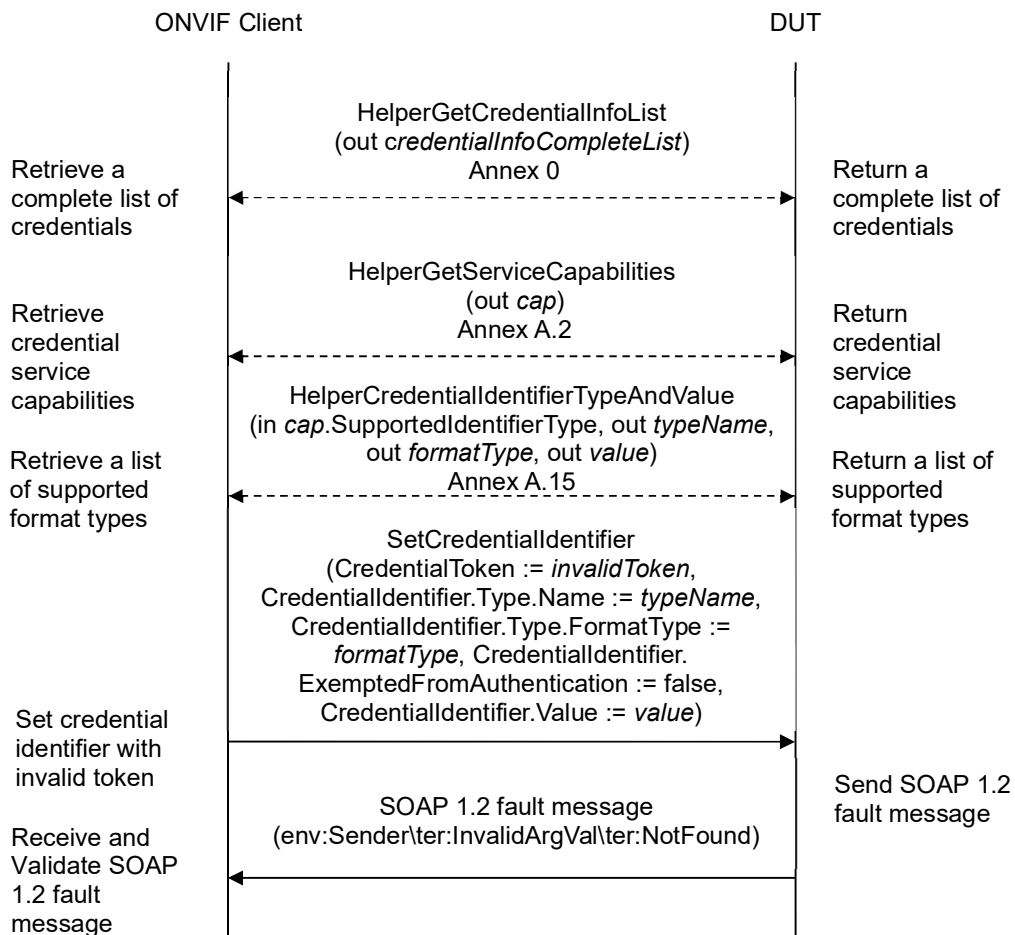
WSDL Reference: credential.wsdl

Test Purpose: To verify Set Credential Identifier with Invalid Token.

Pre-requisite: Credential Service is received from the DUT.

Test Configuration: ONVIF Client and DUT

Test Sequence:



Test Procedure:

1. Start an ONVIF Client.
2. Start the DUT.
3. ONVIF Client retrieves a complete credential information list (out *credentialInfoCompleteList*) by following the procedure mentioned in Annex A.1.
4. Set the following:
 - *invalidToken* := value not equal to any *credentialInfoCompleteList.token*
5. ONVIF Client gets the service capabilities (out *cap*) by following the procedure mentioned in Annex A.2.
6. ONVIF Client retrieves (in *cap.SupportedIdentifierType*) a supported Credential identifier type name (out *typeName*) with Credential identifier Format Type (out *formatType*) and with credential identifier value (out *value*) by the following procedure mentioned in Annex A.15.
7. ONVIF client invokes **SetCredentialIdentifier** with parameters
 - *CredentialToken* := *invalidToken*
 - *CredentialIdentifier.Type.Name* := *typeName*
 - *CredentialIdentifier.Type.FormatType* := *formatType*
 - *CredentialIdentifier.ExemptedFromAuthentication* := false
 - *CredentialIdentifier.Value* := *value*
 - *CredentialIdentifier.Extension* skipped
8. The DUT returns **env:Sender\ter:InvalidArgVal\ter:NotFound** SOAP 1.2 fault.

Test Result:

PASS –

The DUT passed all assertions.

FAIL –

The DUT did not send **env:Sender\ter:InvalidArgVal\ter:NotFound** SOAP 1.2 fault

Note: If the DUT sends other SOAP 1.2 fault message than specified, log WARNING message, and PASS the test.



4.5.8 DELETE CREDENTIAL IDENTIFIER WITH INVALID CREDENTIAL TOKEN

Test Label: Delete Credential Identifier with Invalid Credential Token Verification

Test Case ID: CREDENTIAL-5-1-8

ONVIF Core Specification Coverage: DeleteCredentialIdentifier command (ONVIF Credential Service Specification)

Command Under Test: DeleteCredentialIdentifier

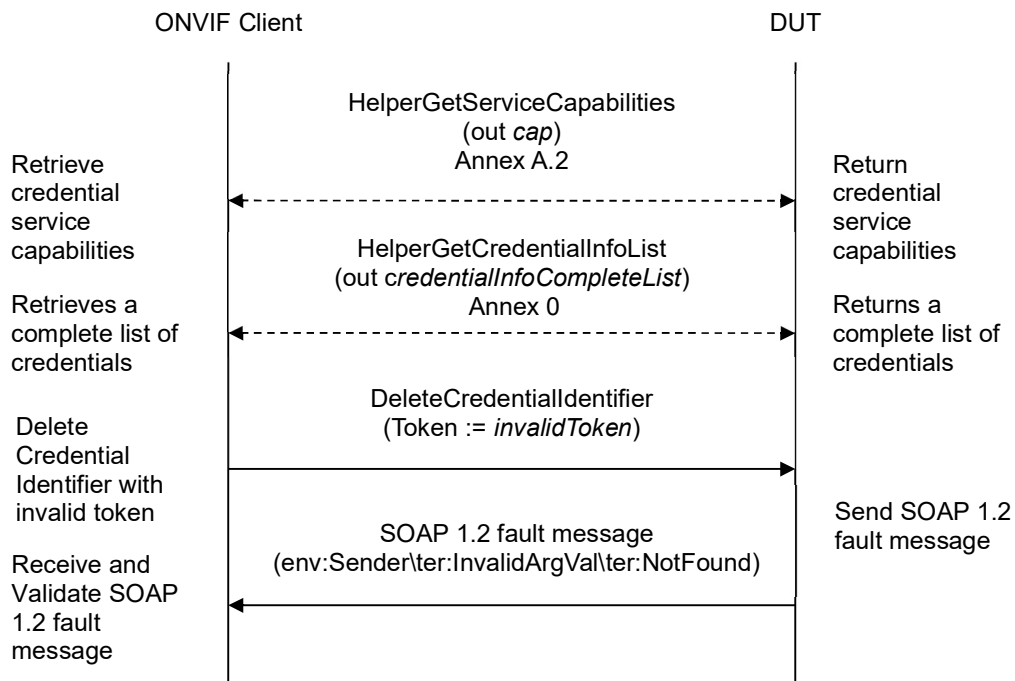
WSDL Reference: credential.wsdl

Test Purpose: To verify Delete Credential Identifier with invalid credential token.

Pre-requisite: Credential Service is received from the DUT.

Test Configuration: ONVIF Client and DUT

Test Sequence:



Test Procedure:

1. Start an ONVIF Client.
2. Start the DUT.
3. ONVIF Client gets the service capabilities (out `cap`) by following the procedure mentioned in Annex A.2.



4. ONVIF Client retrieves a complete credential information list (out *credentialInfoCompleteList*) by following the procedure mentioned in Annex A.1.
5. Set the following:
 - *invalidToken* := value not equal to any *credentialInfoCompleteList.token*
6. ONVIF client invokes **DeleteCredentialIdentifier** with parameters
 - CredentialToken := *invalidToken*
 - CredentialIdentifierTypeName := *cap.SupportedIdentifierType[0]*
7. The DUT returns **env:Sender\ter:InvalidArgVal\ter:NotFound** SOAP 1.2 fault.

Test Result:

PASS –

The DUT passed all assertions.

FAIL –

The DUT did not send **env:Sender\ter:InvalidArgVal\ter:NotFound** SOAP 1.2 fault

Note: If the DUT sends other SOAP 1.2 fault message than specified, log WARNING message, and PASS the test.



4.5.9 DELETE CREDENTIAL IDENTIFIER WITH INVALID IDENTIFIER TYPE

Test Label: Delete Credential Identifier with Invalid Identifier Type Verification

Test Case ID: CREDENTIAL-5-1-9

ONVIF Core Specification Coverage: DeleteCredentialIdentifier command (ONVIF Credential Service Specification)

Command Under Test: DeleteCredentialIdentifier

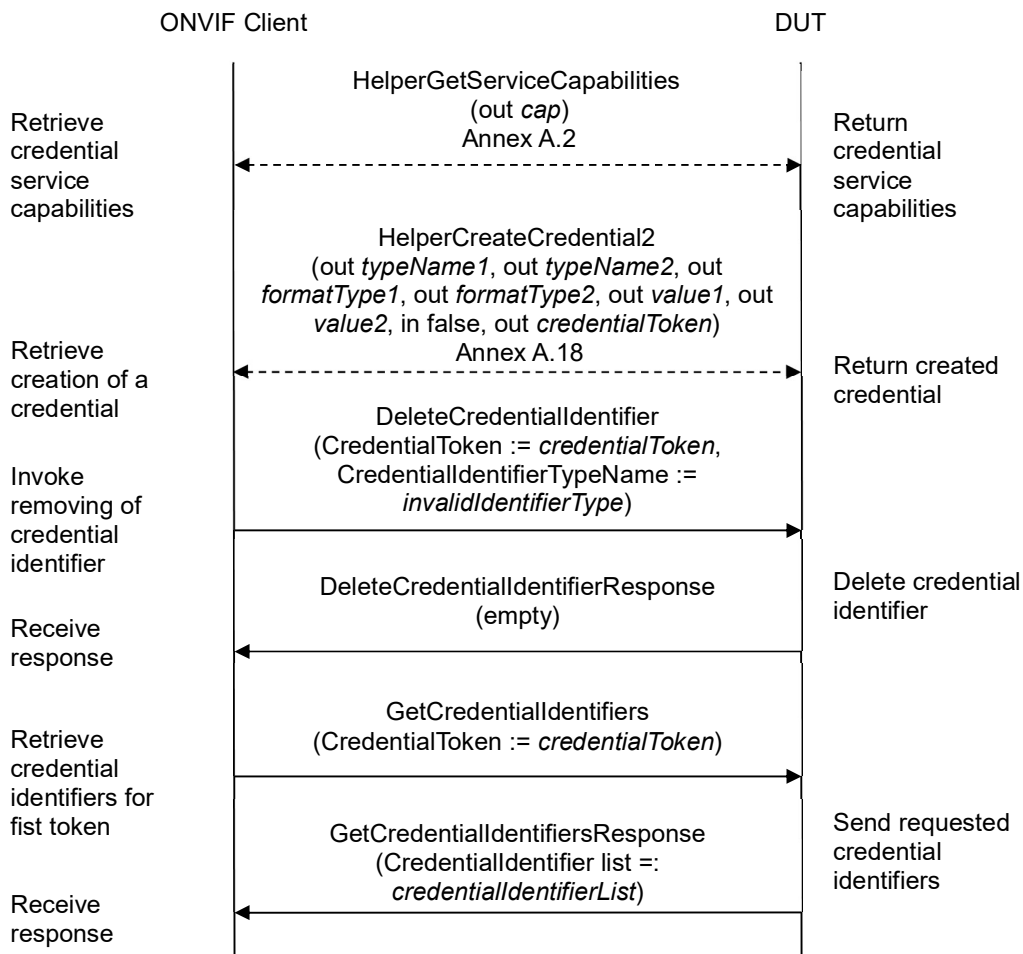
WSDL Reference: credential.wsdl

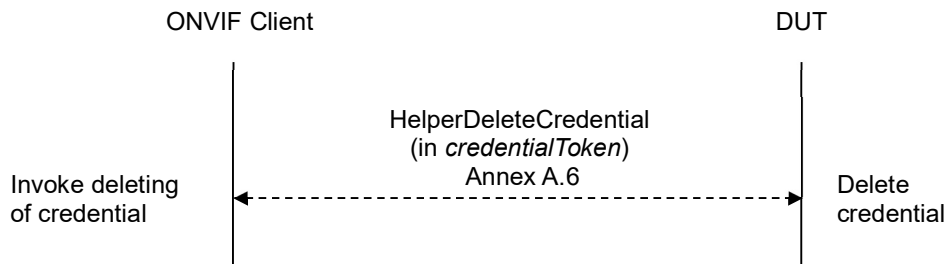
Test Purpose: To verify Delete Credential Identifier with invalid identifier type.

Pre-requisite: Credential Service is received from the DUT.

Test Configuration: ONVIF Client and DUT

Test Sequence: TODO





Test Procedure:

1. Start an ONVIF Client.
2. Start the DUT.
3. ONVIF Client gets the service capabilities (out *cap*) by following the procedure mentioned in Annex A.2.
4. If *cap.SupportedIdentifierType* contains less than two *SupportedIdentifierType* items, skip other steps.
5. ONVIF Client creates credential with two *Credential* identifier items (out *typeName1*), (out *typeName2*), with corresponding *Format Types* (out *formatType1*), (out *formatType2*) and with corresponding values (out *value1*), (out *value2*), with *antipass back state* equal to *false* (in *false*), and with *credential token* (out *credentialToken*) by following the procedure mentioned in Annex A.18.
6. Set the following:
 - *invalidIdentifierType* := value not equal to any *cap.SupportedIdentifierType*.
7. ONVIF client invokes **DeleteCredentialIdentifier** with parameters
 - *CredentialToken* := *credentialToken*
 - *CredentialIdentifierTypeName* := *invalidIdentifierType*
8. The DUT returns **DeleteCredentialIdentifierResponse**.
9. ONVIF client invokes **GetCredentialIdentifiers** with parameters
 - *CredentialToken* := *credentialToken*
10. The DUT responds with **GetCredentialIdentifiersResponse** message with parameters
 - *CredentialIdentifier list* =: *credentialIdentifierList*
11. If *credentialIdentifierList* contains less than two items, FAIL the test and go to step 15.
12. If *credentialIdentifierList* contains more than two items, FAIL the test and go to step 15.
13. If *credentialIdentifierList* does not contain *typeName1*, FAIL the test and go to step 15.
14. If *credentialIdentifierList* does not contain *typeName2*, FAIL the test and go to step 15.



15. ONVIF Client deletes the Credential (in *credentialToken*) by following the procedure mentioned in Annex A.6 to restore DUT configuration.

Test Result:

PASS –

The DUT passed all assertions.

FAIL –

The DUT did not send **DeleteCredentialIdentifierResponse** message.



4.5.10 DELETE CREDENTIAL IDENTIFIER - MIN IDENTIFIERS PER CREDENTIAL

Test Label: Delete the Last Credential Identifier from Credential Verification

Test Case ID: CREDENTIAL-5-1-10

ONVIF Core Specification Coverage: DeleteCredentialIdentifier command (ONVIF Credential Service Specification)

Command Under Test: DeleteCredentialIdentifier

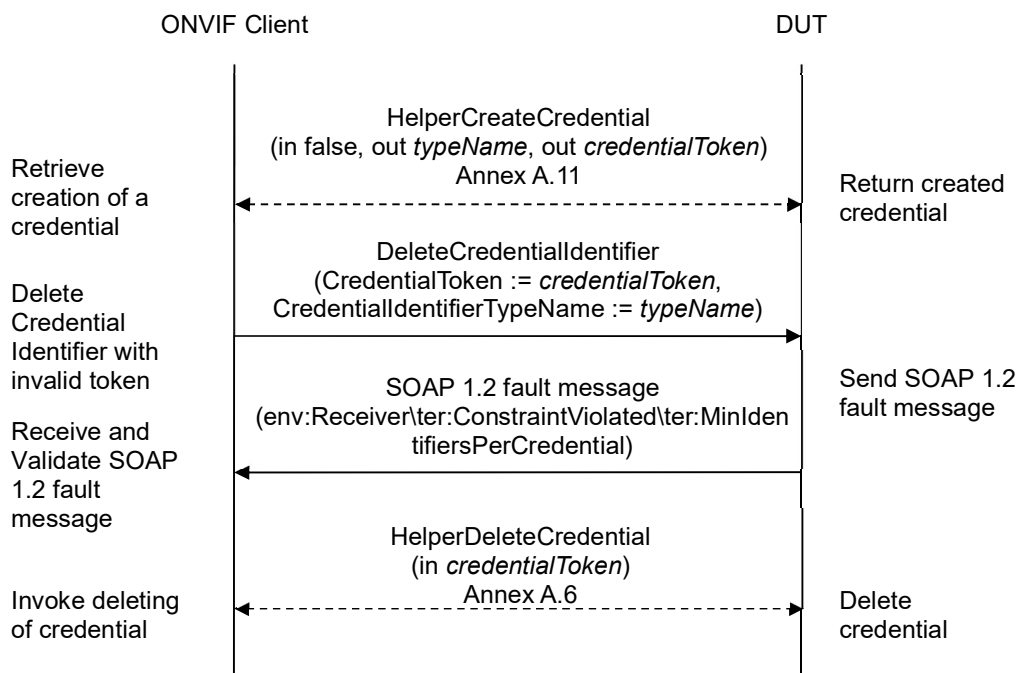
WSDL Reference: credential.wsdl

Test Purpose: To verify Delete Credential Identifier from a credential when credential contains only one Credential Identifier.

Pre-requisite: Credential Service is received from the DUT. The DUT shall have enough free storage capacity for one additional Credential.

Test Configuration: ONVIF Client and DUT

Test Sequence:



Test Procedure:

1. Start an ONVIF Client.
2. Start the DUT.
3. ONVIF Client creates credential with ExemptedFromAuthentication equal to false (in false), with



Credential identifier item (out *typeName*) and with credential token (out *credentialToken*) by following the procedure mentioned in Annex A.11.

4. ONVIF client invokes **DeleteCredentialIdentifier** with parameters
 - CredentialToken := *credentialToken*
 - CredentialIdentifierTypeName := *typeName*
5. The DUT returns **env:Receiver\ter:ConstraintViolated\ter:MinIdentifiersPerCredential** SOAP 1.2 fault.
6. ONVIF Client deletes the Credential (in *credentialToken*) by following the procedure mentioned in Annex A.6 to restore DUT configuration.

Test Result:

PASS –

The DUT passed all assertions.

FAIL –

The DUT did not send **env:Receiver\ter:ConstraintViolated\ter:MinIdentifiersPerCredential** SOAP 1.2 fault

Note: If the DUT sends other SOAP 1.2 fault message than specified, log WARNING message, and PASS the test.



4.6 Credential Access Profiles

4.6.1 GET CREDENTIAL ACCESS PROFILES

Test Label: Get Credential Access Profiles Verification

Test Case ID: CREDENTIAL-6-1-1

ONVIF Core Specification Coverage: CredentialAccessProfile (ONVIF Credential Service Specification), GetCredentialAccessProfiles command (ONVIF Credential Service Specification)

Command Under Test: GetCredentialAccessProfiles

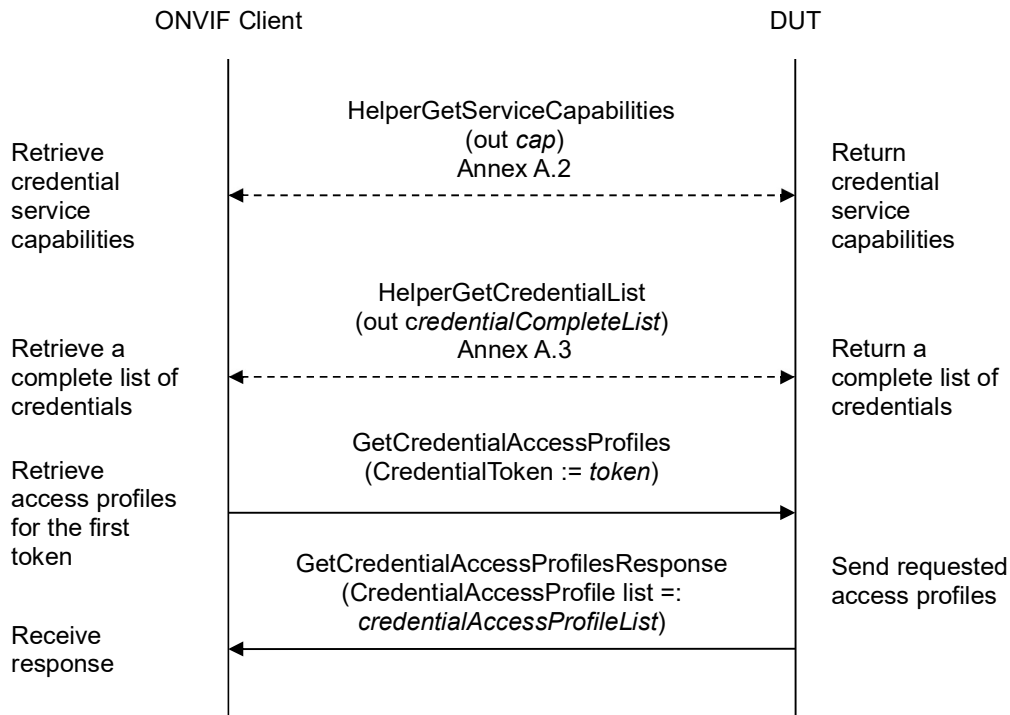
WSDL Reference: credential.wsdl

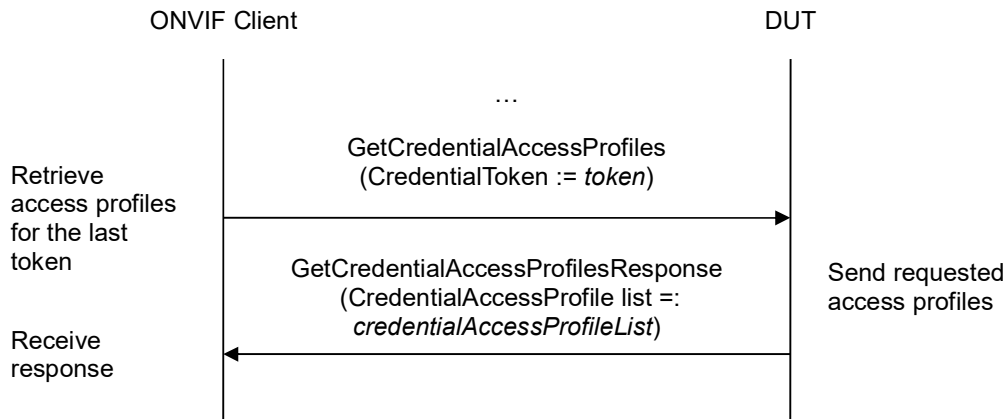
Test Purpose: To verify Get Credential Access Profiles.

Pre-requisite: Credential Service is received from the DUT.

Test Configuration: ONVIF Client and DUT

Test Sequence:





Test Procedure:

1. Start an ONVIF Client.
2. Start the DUT.
3. ONVIF Client gets the service capabilities (out *cap*) by following the procedure mentioned in Annex A.2.
4. ONVIF Client retrieves a complete list of credentials (out *credentialCompleteList*) by following the procedure mentioned in Annex A.3.
5. If *credentialCompleteList* is empty, skip other steps.
6. For each Credential.token *token* from *credentialCompleteList* repeat the following steps:
 - 6.1. ONVIF client invokes **GetCredentialAccessProfiles** with parameters
 - CredentialToken := *token*
 - 6.2. The DUT responds with **GetCredentialAccessProfilesResponse** message with parameters
 - CredentialAccessProfile list := *credentialAccessProfileList*
 - 6.3. If *credentialAccessProfileList* contains at least two credential access profile items with equal AccessProfileToken, FAIL the test and skip other steps.
 - 6.4. If *credentialAccessProfileList* contains more AccessProfileInfo items than *cap.MaxAccessProfilesPerCredential*, FAIL the test and skip other steps.
 - 6.5. If *credentialAccessProfileList* does not contain all credential access profiles from *credentialCompleteList*[token = *token*].CredentialAccessProfileList, FAIL the test and skip other steps.
 - 6.6. If *credentialAccessProfileList* contains credential access profiles other than credential access profiles from *credentialCompleteList*[token = *token*].CredentialAccessProfileList, FAIL the test and skip other steps.
 - 6.7. For each credential access profile *accessProfile* from *credentialAccessProfileList* repeat the

following steps:

6.7.1. If *accessProfile* item does not have equal field values to *credentialCompleteList[token = token].CredentialAccessProfileList[AccessProfileToken = accessProfile.AccessProfileToken]* item, FAIL the test and skip other steps.

Test Result:

PASS –

The DUT passed all assertions.

FAIL –

The DUT did not send **GetCredentialAccessProfilesResponse** message.

Note: To compare credential access profile list at steps 6.5 and 6.6, AccessProfileToken is used as unique value for credential access profile.

Note: The following fields are compared at step 6.7.1:

- AccessProfileToken
- ValidFrom
- ValidTo



4.6.2 SET CREDENTIAL ACCESS PROFILES - ADDING NEW ACCESS PROFILE

Test Label: Set Credential Access Profiles Verification

Test Case ID: CREDENTIAL-6-1-2

ONVIF Core Specification Coverage: CredentialAccessProfile (ONVIF Credential Service Specification), SetCredentialAccessProfiles command (ONVIF Credential Service Specification)

Command Under Test: SetCredentialAccessProfiles

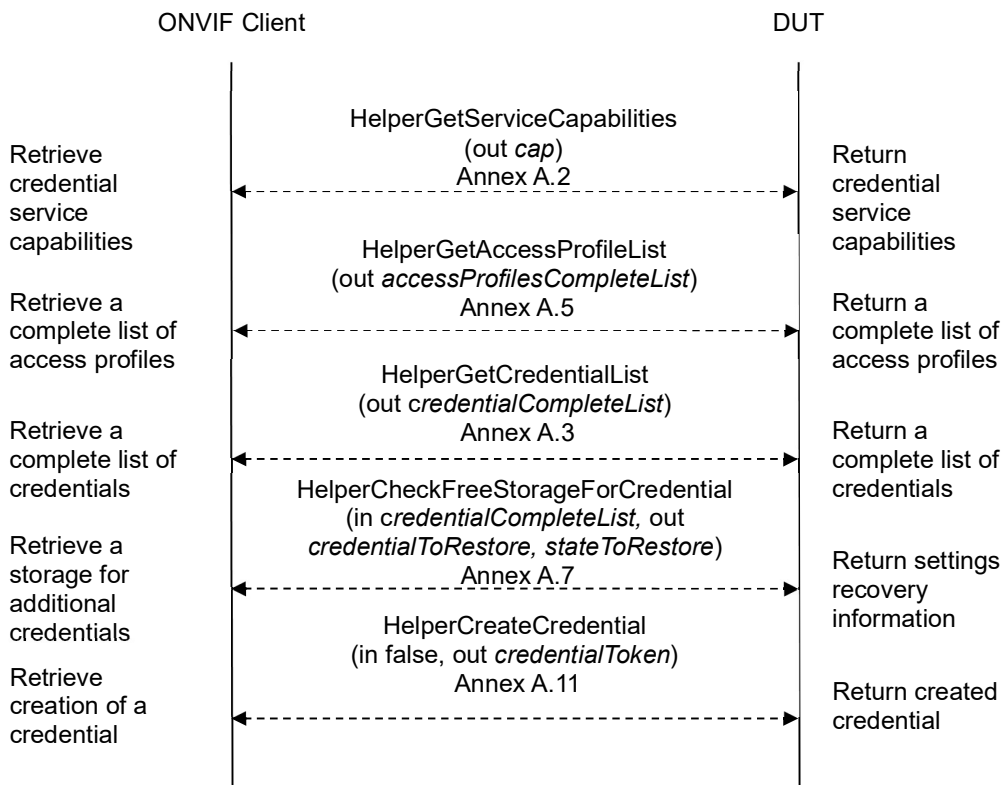
WSDL Reference: credential.wsdl, accessrules.wsdl, and event.wsdl

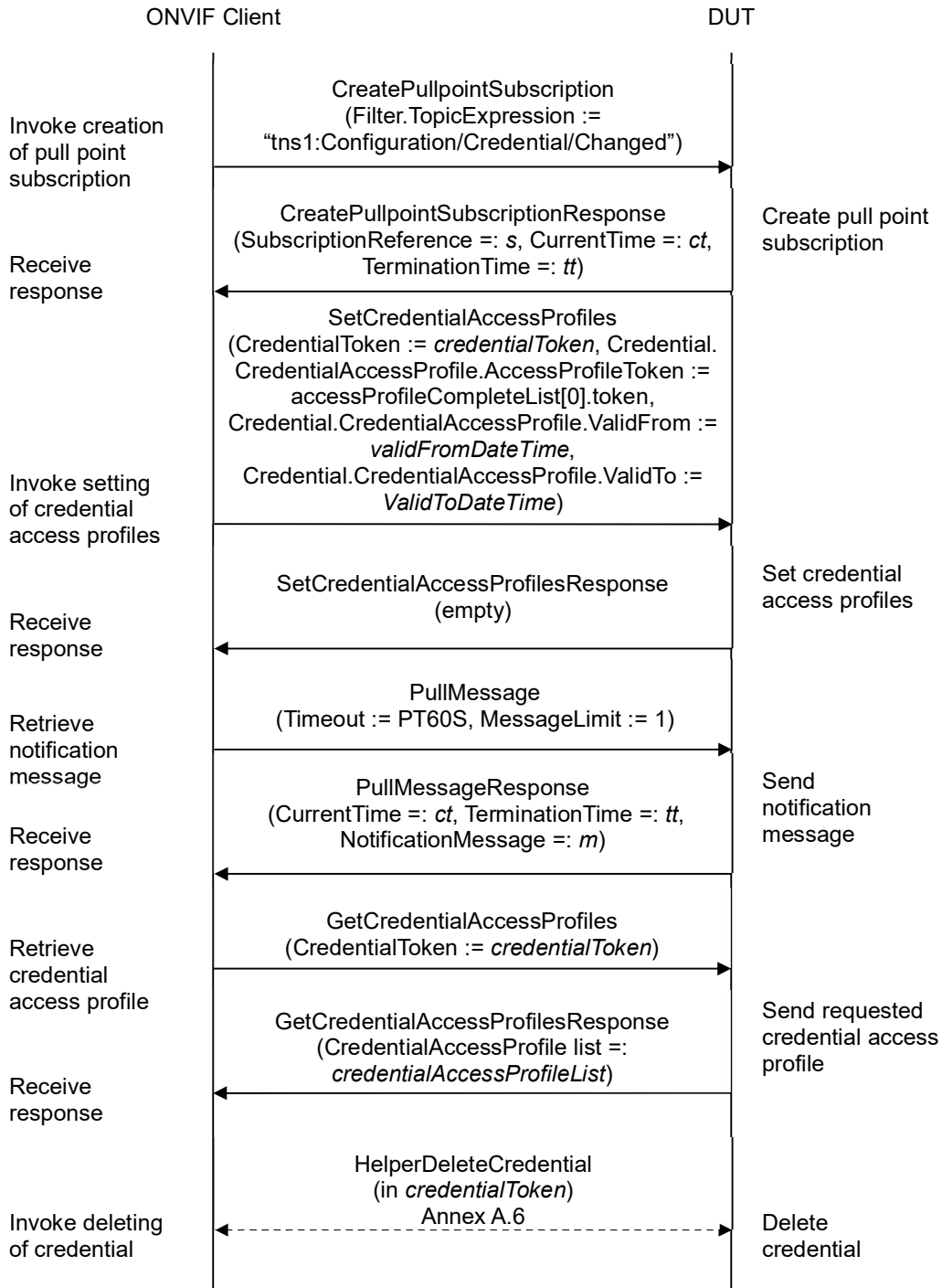
Test Purpose: To verify Set Credential Access Profiles (adding new Access Profile).

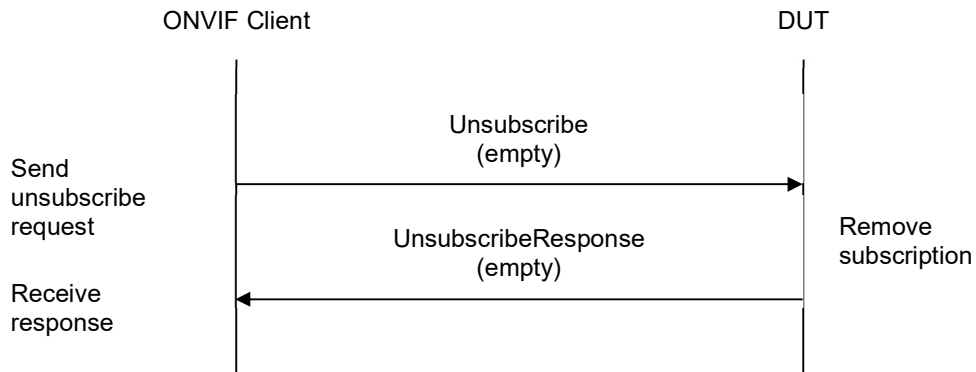
Pre-requisite: Credential Service is received from the DUT. Access Rules Service is received from the DUT. Event Service is received from the DUT. The DUT shall have enough free storage capacity for one additional Credential.

Test Configuration: ONVIF Client and DUT

Test Sequence:







Test Procedure:

1. Start an ONVIF Client.
2. Start the DUT.
3. ONVIF Client gets the service capabilities (out *cap*) by following the procedure mentioned in Annex A.2.
4. ONVIF Client retrieves a complete list of access profile (out *accessProfileCompleteList*) by following the procedure mentioned in Annex A.5.
5. Set the following:
 - *accessProfileToken* := *accessProfileCompleteList*[0].token
6. If *accessProfileCompleteList* is empty, ONVIF Client creates access profile (out *accessProfileToken*) by following the procedure mentioned in Annex A.19.
7. ONVIF Client retrieves a complete list of credentials (out *credentialCompleteList*) by following the procedure mentioned in Annex A.3.
8. ONVIF Client checks free storage for additional Credential (in *credentialCompleteList*, out *credentialToRestore*, *stateToReastore*) by following the procedure mentioned in Annex A.7.
9. ONVIF Client creates credential (in *cap*, out *credentialToken*) with Antipassback Violation State value equal to false (in false) by following the procedure mentioned in Annex A.11.
10. ONVIF Client invokes **CreatePullPointSubscription** with parameters
 - Filter.TopicExpression := "tns1:Configuration/Credential/Changed"
11. The DUT responds with a **CreatePullPointSubscriptionResponse** message with parameters
 - SubscriptionReference =: *s*
 - CurrentTime =: *ct*
 - TerminationTime =: *tt*

12. ONVIF client invokes **SetCredentialAccessProfiles** with parameters

- CredentialToken := *credentialToken*
- Credential.CredentialAccessProfile.AccessProfileToken := *accessProfileToken*
- Credential.CredentialAccessProfile.ValidFrom := *validFromDateTime* if *cap.CredentialAccessProfileValiditySupported* is equal to true. Otherwise Credential.CredentialAccessProfile.ValidFrom skipped
- Credential.CredentialAccessProfile.ValidTo := *validToDateTime* if *cap.CredentialAccessProfileValiditySupported* is equal to true. Otherwise Credential.CredentialAccessProfile.ValidTo skipped

13. The DUT responds with empty **SetCredentialAccessProfilesResponse** message.

14. Until *timeout1* timeout expires, repeat the following steps:

14.1. ONVIF Client waits for time $t := \min\{(tt-ct)/2, 1 \text{ second}\}$.

14.2. ONVIF Client invokes **PullMessages** to the subscription endpoint *s* with parameters

- Timeout := PT60S
- MessageLimit := 1

14.3. The DUT responds with **PullMessagesResponse** message with parameters

- CurrentTime =: *ct*
- TerminationTime =: *tt*
- NotificationMessage =: *m*

14.4. If *m* is not null and the TopicExpression item in *m* is not equal to "tns1:Configuration/Credential/Changed", FAIL the test and go to the step 21.

14.5. If *m* is not null and does not contain Source.SimpleItem item with Name = "CredentialToken" and Value = *credentialToken*, FAIL the test and go to the step 21.

14.6. If *m* is not null and contains Source.SimpleItem item with Name = "CredentialToken" and Value = *credentialToken*, go to the step 16.

15. If *timeout1* timeout expires for step 14 without Notification with CredentialToken source simple item equal to *credentialToken*, FAIL the test and go to the step 21.

16. ONVIF client invokes **GetCredentialAccessProfiles** with parameters

- CredentialToken := *credentialToken*

17. The DUT responds with **GetCredentialAccessProfilesResponse** message with parameters

- CredentialAccessProfile list =: *credentialAccessProfileList*

18. If *credentialAccessProfileList* contains more or less than one *CredentialAccessProfile* item, FAIL the test and go to step 21.

19. If *cap.CredentialAccessProfileValiditySupported* is equal to true and

cap.ValiditySupportsTimeValue is equal to false:

- 19.1. If *credentialAccessProfileList[0].AccessProfileToken* value is not equal to *accessProfileToken*, FAIL the test and go to step 21.
- 19.2. If *credentialAccessProfileList[0].ValidFrom* value contains data component is not equal to data component of *validFromDateTime*, FAIL the test and go to step 21.
- 19.3. If *credentialAccessProfileList[0].ValidTo* value contains data component that is not equal to data component of *validToDateTime*, FAIL the test and go to step 21.
- 19.4. Go to the step 21.
20. If *credentialAccessProfileList[0]* item does not have equal field values to values from step 12, FAIL the test and go to step 21.
21. ONVIF Client deletes the Credential (in *credentialToken*) by following the procedure mentioned in Annex A.6 to restore DUT configuration.
22. If there was credential deleted at step 8, restore it (in *credentialToRestore*, *stateToRestore*) by following the procedure mentioned in Annex A.10 to restore DUT configuration.
23. If there was access profile created at step 6, ONVIF Client deletes it (in *accessProfileToken*) by following the procedure mentioned in Annex A.20 to restore DUT configuration.
24. ONVIF Client sends an **Unsubscribe** to the subscription endpoint *s*.
25. The DUT responds with **UnsubscribeResponse** message.

Test Result:

PASS –

The DUT passed all assertions.

FAIL –

The DUT did not send **GetCredentialAccessProfilesResponse** message.

The DUT did not send **SetCredentialAccessProfilesResponse** message.

The DUT did not send **CreatePullPointSubscriptionResponse** message.

The DUT did not send **PullMessagesResponse** message.

The DUT did not send **UnsubscribeResponse** message.

Note: *timeout1* will be taken from Operation Delay field of ONVIF Device Test Tool.

Note: *validFromDateTime* is set as current time, *validToDateTime* is set as current time + 1 year.



4.6.3 SET CREDENTIAL ACCESS PROFILES - UPDATING ACCESS PROFILE

Test Label: Update Credential Access Profiles Verification

Test Case ID: CREDENTIAL-6-1-3

ONVIF Core Specification Coverage: CredentialAccessProfile (ONVIF Credential Service Specification), SetCredentialAccessProfiles command (ONVIF Credential Service Specification)

Command Under Test: SetCredentialAccessProfiles

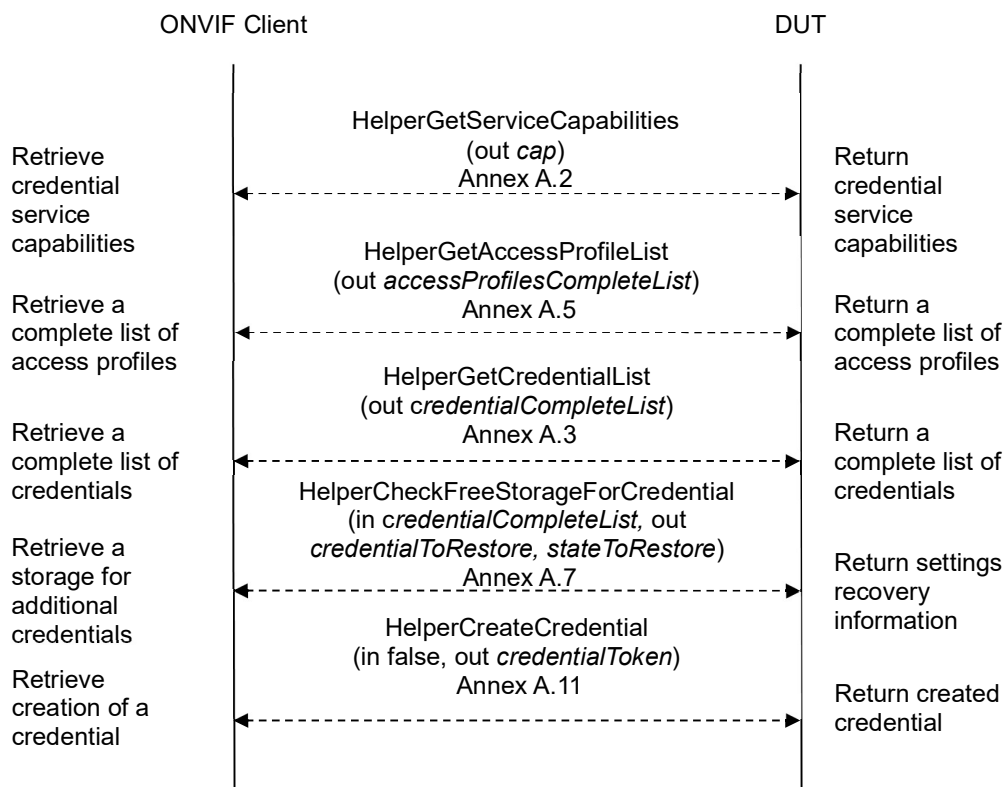
WSDL Reference: credential.wsdl, accessrules.wsdl, and event.wsdl

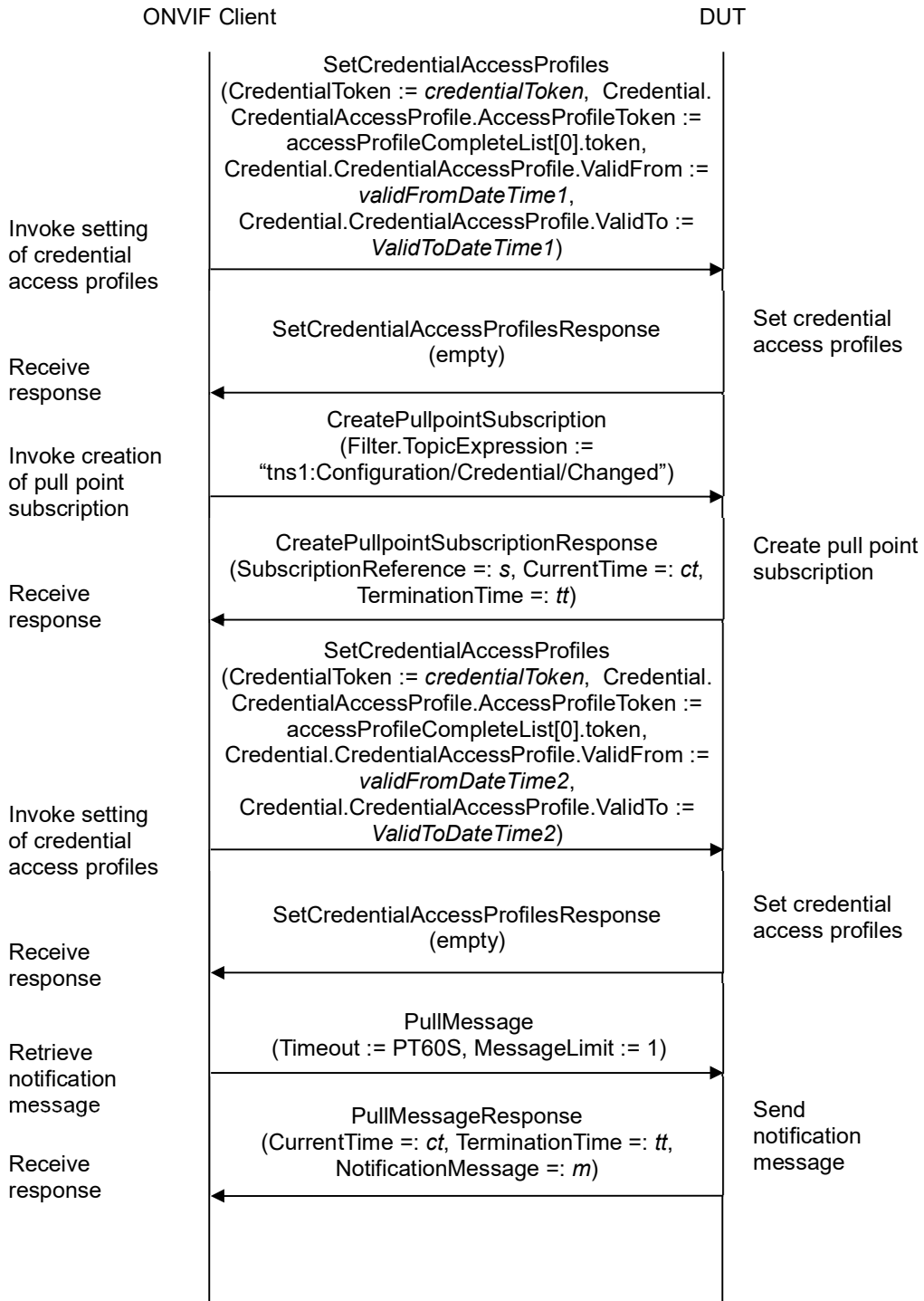
Test Purpose: To verify Set Credential Access Profiles (updating Access Profile).

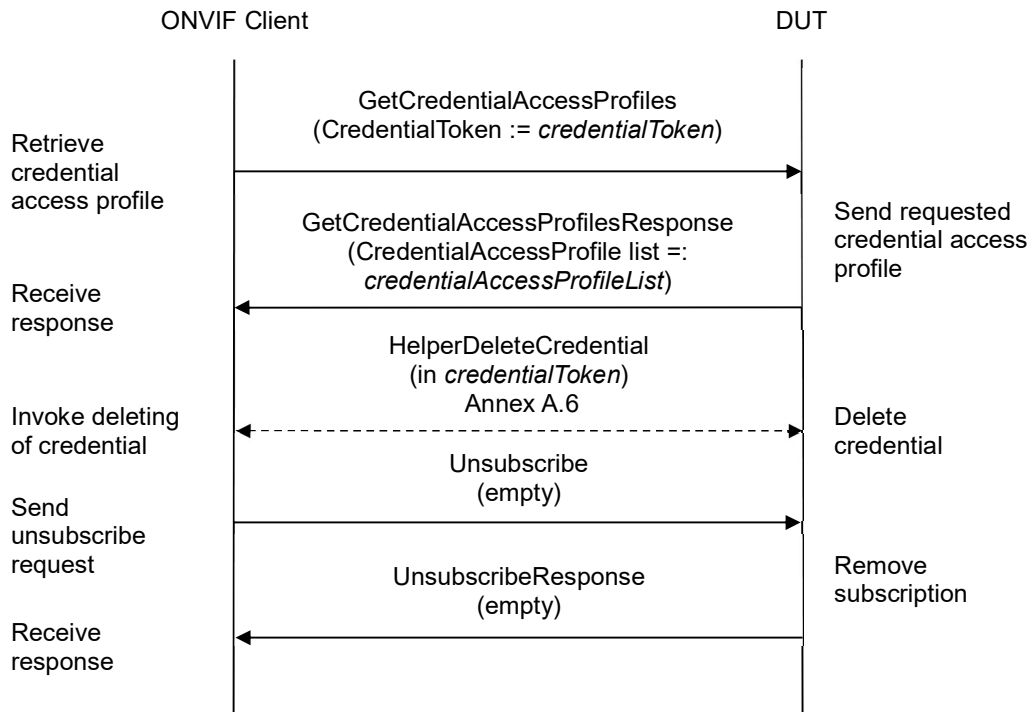
Pre-requisite: Credential Service is received from the DUT. Access Rules Service is received from the DUT. Event Service is received from the DUT. The DUT shall have enough free storage capacity for one additional Credential.

Test Configuration: ONVIF Client and DUT

Test Sequence:







Test Procedure:

1. Start an ONVIF Client.
2. Start the DUT.
3. ONVIF Client gets the service capabilities (out *cap*) by following the procedure mentioned in Annex A.2.
4. ONVIF Client retrieves a complete list of access profile (out *accessProfileCompleteList*) by following the procedure mentioned in Annex A.5.
5. Set the following:
 - *accessProfileToken* := *accessProfileCompleteList*[0].token
6. If *accessProfileCompleteList* is empty, ONVIF Client creates access profile (out *accessProfileToken*) by following the procedure mentioned in Annex A.19.
7. ONVIF Client retrieves a complete list of credentials (out *credentialCompleteList*) by following the procedure mentioned in Annex A.3.
8. ONVIF Client checks free storage for additional Credential (in *credentialCompleteList1*, out *credentialToRestore*, *stateToReastore*) by following the procedure mentioned in Annex A.7.
9. ONVIF Client creates credential (in *cap*, out *credentialToken*) with Antipassback Violation State equal to false (in false) by following the procedure mentioned in Annex A.11.

10. Set the following:

- *validFromDateTime1* := value of current time
- *validToDateTime1* := *validToDateTime1* + one year

11. ONVIF client invokes **SetCredentialAccessProfiles** with parameters

- CredentialToken := *credentialToken*
- Credential.CredentialAccessProfile.AccessProfileToken := *accessProfileToken*
- Credential.CredentialAccessProfile.ValidFrom := *validFromDateTime1* if *cap.CredentialAccessProfileValiditySupported* is equal to true. Otherwise Credential.CredentialAccessProfile.ValidFrom skipped.
- Credential.CredentialAccessProfile.ValidTo := *validToDateTime1* if *cap.CredentialAccessProfileValiditySupported* is equal to true. Otherwise Credential.CredentialAccessProfile.ValidTo skipped.

12. The DUT responds with empty **SetCredentialAccessProfilesResponse** message.

13. Set the following:

- *validFromDateTime2* := *validFromDateTime1* + one day + one hour
- *validToDateTime2* := *validToDateTime1* + one day + one hour

14. ONVIF Client invokes **CreatePullPointSubscription** with parameters

- Filter.TopicExpression := "tns1:Configuration/Credential/Changed"

15. The DUT responds with a **CreatePullPointSubscriptionResponse** message with parameters

- SubscriptionReference =: *s*
- CurrentTime =: *ct*
- TerminationTime =: *tt*

16. ONVIF Client waits for time $t := \min\{(tt-ct)/2, 1 \text{ second}\}$.

17. ONVIF client invokes **SetCredentialAccessProfiles** with parameters

- CredentialToken := *credentialToken*
- Credential.CredentialAccessProfile.AccessProfileToken := *accessProfileCompleteList[0].token*
- Credential.CredentialAccessProfile.ValidFrom := *validFromDateTime2* if *cap.CredentialAccessProfileValiditySupported* is equal to true. Otherwise Credential.CredentialAccessProfile.ValidFrom skipped.
- Credential.CredentialAccessProfile.ValidTo := *validToDateTime2* if *cap.CredentialAccessProfileValiditySupported* is equal to true. Otherwise Credential.CredentialAccessProfile.ValidTo skipped.

18. The DUT responds with empty **SetCredentialAccessProfilesResponse** message.
19. Until *timeout1* timeout expires, repeat the following steps:
 - 19.1. ONVIF Client waits for time $t := \min\{(tt-ct)/2, 1 \text{ second}\}$.
 - 19.2. ONVIF Client invokes **PullMessages** to the subscription endpoint *s* with parameters
 - Timeout := PT60S
 - MessageLimit := 1
 - 19.3. The DUT responds with **PullMessagesResponse** message with parameters
 - CurrentTime =: *ct*
 - TerminationTime =: *tt*
 - NotificationMessage =: *m*
 - 19.4. If *m* is not null and the TopicExpression item in *m* is not equal to "tns1:Configuration/Credential/Changed", FAIL the test and go to the step 26.
 - 19.5. If *m* is not null and does not contain Source.SimpleItem item with Name = "CredentialToken" and Value = *credentialToken*, FAIL the test and go to the step 26.
 - 19.6. If *m* is not null and contains Source.SimpleItem item with Name = "CredentialToken" and Value = *credentialToken*, go to the step 21.
20. If *timeout1* timeout expires for step 19 without Notification with CredentialToken source simple item equal to *credentialToken*, FAIL the test and go to the step 26.
21. ONVIF client invokes **GetCredentialAccessProfiles** with parameters
 - CredentialToken := *credentialToken*
22. The DUT responds with **GetCredentialAccessProfilesResponse** message with parameters
 - CredentialAccessProfile list =: *credentialAccessProfileList*
23. If *credentialAccessProfileList* contains more or less than one *CredentialAccessProfile* item, FAIL the test and go to step 26.
24. If *cap.CredentialAccessProfileValiditySupported* is equal to true and *cap.ValiditySupportsTimeValue* is equal to false:
 - 24.1. If *credentialAccessProfileList[0].AccessProfileToken* value is not equal to *accessProfileToken*, FAIL the test and go to step 26.
 - 24.2. If *credentialAccessProfileList[0].ValidFrom* value contains data component that does not equal to data component of *validFromDateTime2*, FAIL the test and go to step 26.
 - 24.3. If *credentialAccessProfileList[0].ValidTo* value contains data component that does not equal to data component of *validToDateTime2*, FAIL the test and go to step 26.
 - 24.4. Go to the step 26.
25. If *credentialAccessProfileList[0]* item does not have equal field values to values from step 15,



FAIL the test and go step 26.

26. ONVIF Client deletes the Credential (in *credentialToken*) by following the procedure mentioned in Annex A.6 to restore DUT configuration.
27. If there was credential deleted at step 8, restore it (in *credentialToRestore*, *stateToRestore*) by following the procedure mentioned in Annex A.10 to restore DUT configuration.
28. If there was access profile created at step 6, ONVIF Client deletes it (in *accessProfileToken*) by following the procedure mentioned in Annex A.20 to restore DUT configuration.
29. ONVIF Client sends an **Unsubscribe** to the subscription endpoint *s*.
30. The DUT responds with **UnsubscribeResponse** message.

Test Result:

PASS –

The DUT passed all assertions.

FAIL –

The DUT did not send **GetCredentialAccessProfilesResponse** message.

The DUT did not send **SetCredentialAccessProfilesResponse** message.

The DUT did not send **CreatePullPointSubscriptionResponse** message.

The DUT did not send **PullMessagesResponse** message.

The DUT did not send **UnsubscribeResponse** message.

Note: *timeout1* will be taken from Operation Delay field of ONVIF Device Test Tool.



4.6.4 DELETE CREDENTIAL ACCESS PROFILES

Test Label: Delete Credential Access Profiles Verification

Test Case ID: CREDENTIAL-6-1-4

ONVIF Core Specification Coverage: CredentialAccessProfile (ONVIF Credential Service Specification), DeleteCredentialAccessProfiles command (ONVIF Credential Service Specification)

Command Under Test: DeleteCredentialAccessProfiles

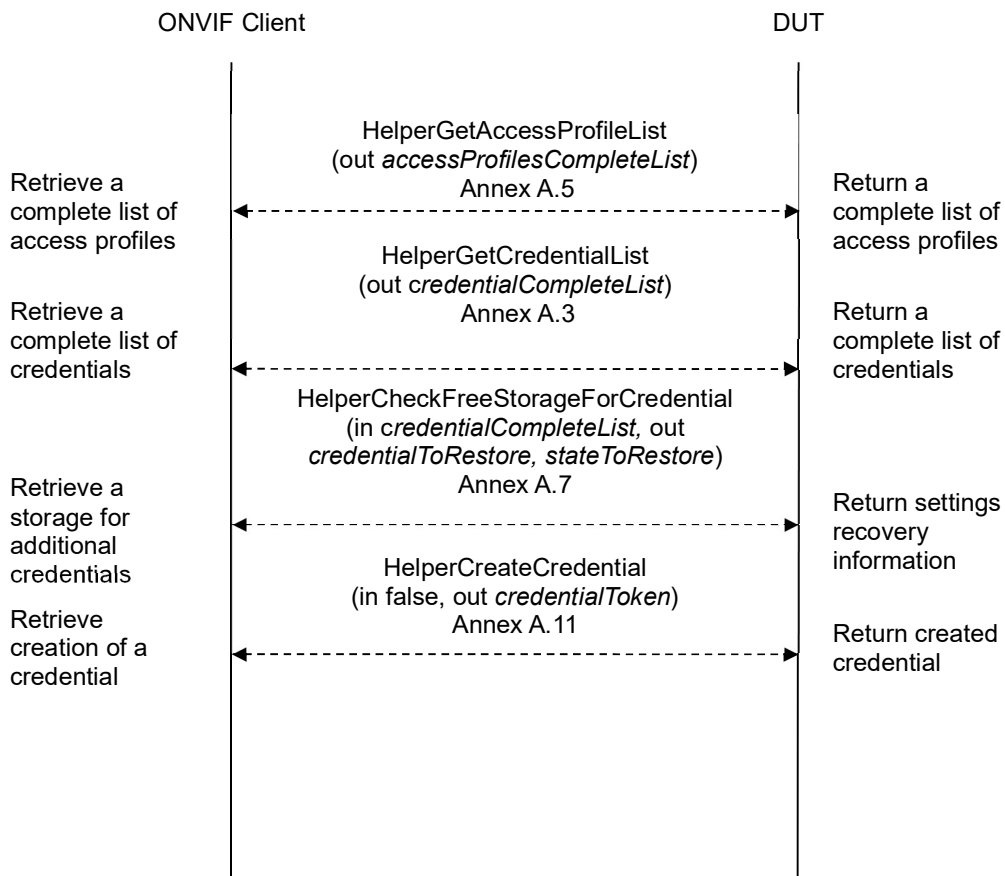
WSDL Reference: credential.wsdl, accessrules.wsdl, and event.wsdl

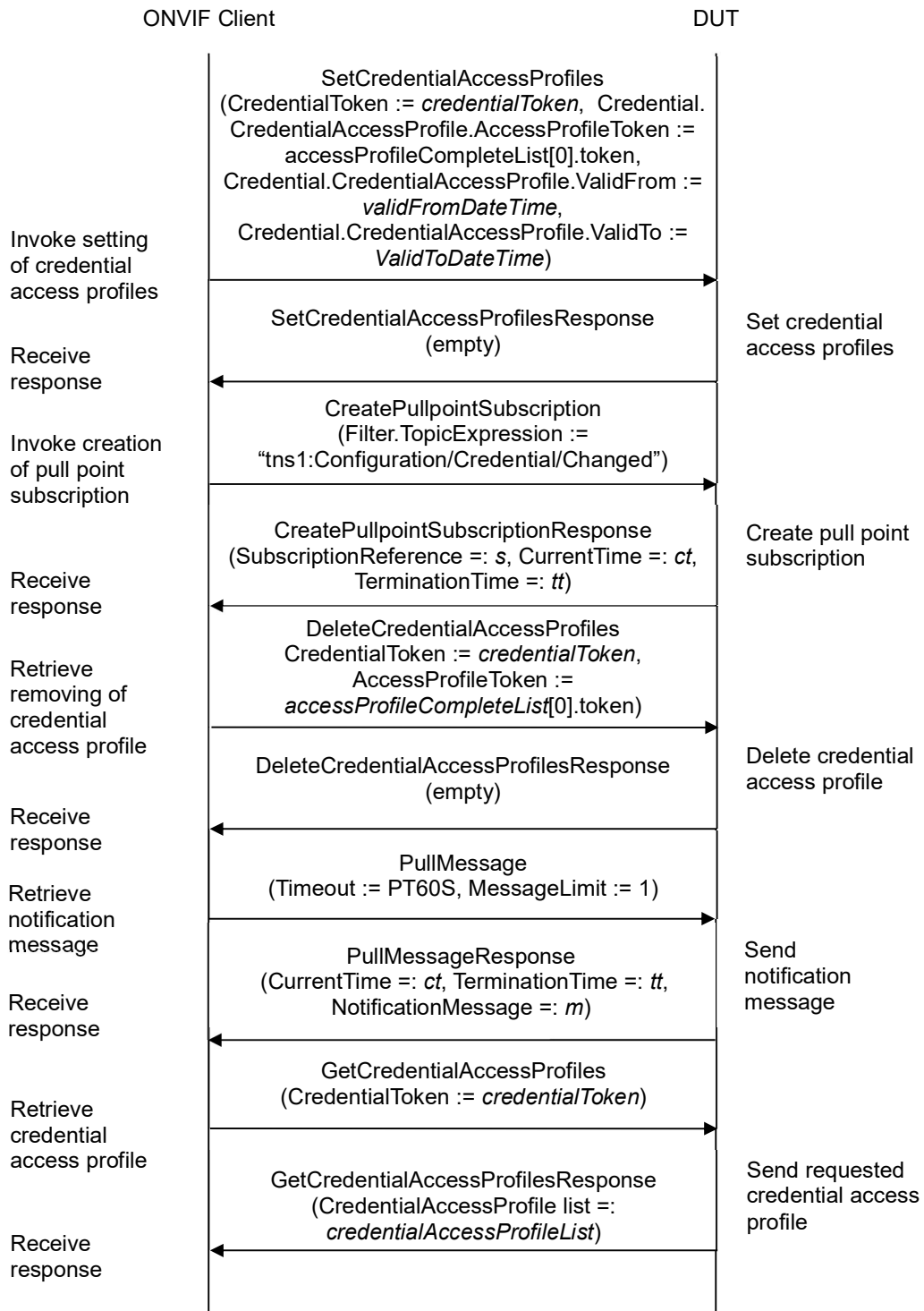
Test Purpose: To verify Delete Credential Access Profiles.

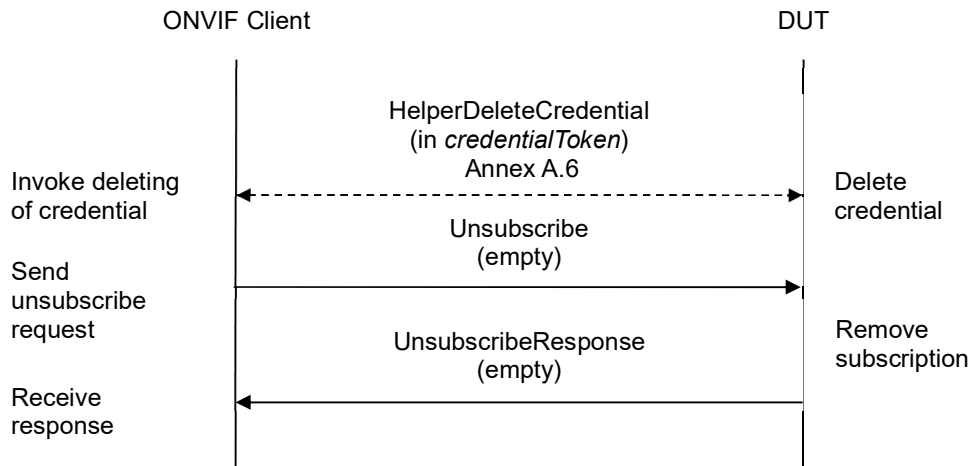
Pre-requisite: Credential Service is received from the DUT. Access Rules Service is received from the DUT. Event Service is received from the DUT. The DUT shall have enough free storage capacity for one additional Credential.

Test Configuration: ONVIF Client and DUT

Test Sequence:







Test Procedure:

1. Start an ONVIF Client.
2. Start the DUT.
3. ONVIF Client retrieves a complete list of access profile (out *accessProfileCompleteList*) by following the procedure mentioned in Annex A.5.
4. Set the following:
 - *accessProfileToken* := *accessProfileCompleteList*[0].token
5. If *accessProfileCompleteList* is empty, ONVIF Client creates access profile (out *accessProfileToken*) by following the procedure mentioned in Annex A.19.
6. ONVIF Client retrieves a complete list of credentials (out *credentialCompleteList*) by following the procedure mentioned in Annex A.3.
7. ONVIF Client checks free storage for additional Credential (in *credentialCompleteList1*, out *credentialToRestore*, *stateToReastore*) by following the procedure mentioned in Annex A.7.
8. ONVIF Client creates credential (out *credentialToken*) with Antipassback Violation State equal to false (in false) by following the procedure mentioned in Annex A.11.
9. ONVIF client invokes **SetCredentialAccessProfiles** with parameters
 - CredentialToken := *credentialToken*
 - Credential.CredentialAccessProfile.AccessProfileToken := *accessProfileToken*
 - Credential.CredentialAccessProfile.ValidFrom skipped
 - Credential.CredentialAccessProfile.ValidTo skipped
10. The DUT responds with empty **SetCredentialAccessProfilesResponse** message.

11. ONVIF Client invokes **CreatePullPointSubscription** with parameters
 - Filter.TopicExpression := "tns1:Configuration/Credential/Changed"
12. The DUT responds with a **CreatePullPointSubscriptionResponse** message with parameters
 - SubscriptionReference =: *s*
 - CurrentTime =: *ct*
 - TerminationTime =: *tt*
13. ONVIF client invokes **DeleteCredentialAccessProfiles** with parameters
 - CredentialToken := *credentialToken*
 - AccessProfileToken := *accessProfileToken*
14. The DUT responds with empty **DeleteCredentialAccessProfilesResponse** message.
15. Until *timeout1* timeout expires, repeat the following steps:
 - 15.1. ONVIF Client waits for time $t := \min\{(tt-ct)/2, 1 \text{ second}\}$.
 - 15.2. ONVIF Client invokes **PullMessages** to the subscription endpoint *s* with parameters
 - Timeout := PT60S
 - MessageLimit := 1
 - 15.3. The DUT responds with **PullMessagesResponse** message with parameters
 - CurrentTime =: *ct*
 - TerminationTime =: *tt*
 - NotificationMessage =: *m*
 - 15.4. If *m* is not null and the TopicExpression item in *m* is not equal to "tns1:Configuration/Credential/Changed", FAIL the test and go to the step 20.
 - 15.5. If *m* is not null and does not contain Source.SimpleItem item with Name = "CredentialToken" and Value = *credentialToken*, FAIL the test and go to the step 20.
 - 15.6. If *m* is not null and contains Source.SimpleItem item with Name = "CredentialToken" and Value = *credentialToken*, go to the step 17.
16. If *timeout1* timeout expires for step 15 without Notification with CredentialToken source simple item equal to *credentialToken*, FAIL the test and go to the step 20.
17. ONVIF client invokes **GetCredentialAccessProfiles** with parameters
 - CredentialToken := *credentialToken*
18. The DUT responds with **GetCredentialAccessProfilesResponse** message with parameters
 - CredentialAccessProfile list =: *credentialAccessProfileList*



19. If *credentialAccessProfileList* contains at least one credential access profile item, FAIL the test and go to step 20.
20. ONVIF Client deletes the Credential (in *credentialToken*) by following the procedure mentioned in Annex A.6 to restore DUT configuration.
21. If there was credential deleted at step 7, restore it (in *credentialToRestore*, *stateToRestore*) by following the procedure mentioned in Annex A.10 to restore DUT configuration.
22. If there was access profile created at step 5, ONVIF Client deletes it (in *accessProfileToken*) by following the procedure mentioned in Annex A.20 to restore DUT configuration.
23. ONVIF Client sends an **Unsubscribe** to the subscription endpoint s.
24. The DUT responds with **UnsubscribeResponse** message.

Test Result:

PASS –

The DUT passed all assertions.

FAIL –

The DUT did not send **GetCredentialAccessProfilesResponse** message.

The DUT did not send **SetCredentialAccessProfilesResponse** message.

The DUT did not send **GetCredentialAccessProfilesResponse** message.

The DUT did not send **CreatePullPointSubscriptionResponse** message.

The DUT did not send **PullMessagesResponse** message.

The DUT did not send **UnsubscribeResponse** message.



4.6.5 GET CREDENTIAL ACCESS PROFILES WITH INVALID TOKEN

Test Label: Get Credential Access Profiles with Invalid Token Verification

Test Case ID: CREDENTIAL-6-1-5

ONVIF Core Specification Coverage: GetCredentialAccessProfiles command (ONVIF Credential Service Specification)

Command Under Test: GetCredentialAccessProfiles

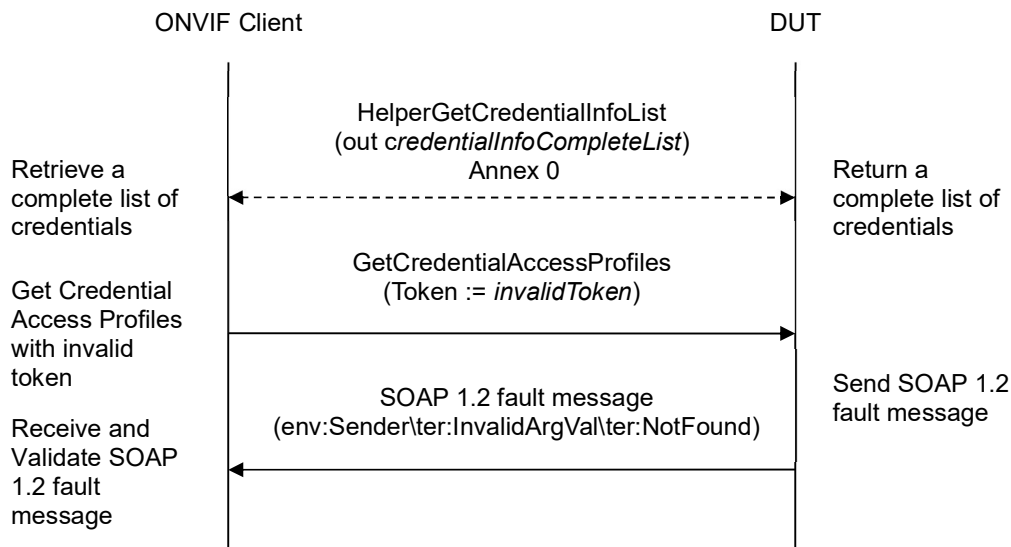
WSDL Reference: credential.wsdl

Test Purpose: To verify Get Credential Access Profiles with invalid token.

Pre-requisite: Credential Service is received from the DUT.

Test Configuration: ONVIF Client and DUT

Test Sequence:



Test Procedure:

1. Start an ONVIF Client.
2. Start the DUT.
3. ONVIF Client retrieves a complete list of credential info (out *credentialInfoCompleteList*) by following the procedure mentioned in Annex A.1.
4. Set the following:
 - *invalidToken* := value not equal to any *credentialInfoCompleteList.token*
5. ONVIF Client invokes **GetCredentialAccessProfiles** with parameters



- Token := *invalidToken*

6. The DUT returns **env:Sender\ter:InvalidArgVal\ter:NotFound** SOAP 1.2 fault.

Test Result:

PASS –

The DUT passed all assertions.

FAIL –

The DUT did not send **env:Sender\ter:InvalidArgVal\ter:NotFound** SOAP 1.2 fault

Note: If the DUT sends other SOAP 1.2 fault message than specified, log WARNING message, and PASS the test.



4.6.6 SET CREDENTIAL ACCESS PROFILES WITH INVALID CREDENTIAL TOKEN

Test Label: Set Credential Access Profiles with Invalid Credential Token Verification

Test Case ID: CREDENTIAL-6-1-6

ONVIF Core Specification Coverage: SetCredentialAccessProfiles command (ONVIF Credential Service Specification)

Command Under Test: SetCredentialAccessProfiles

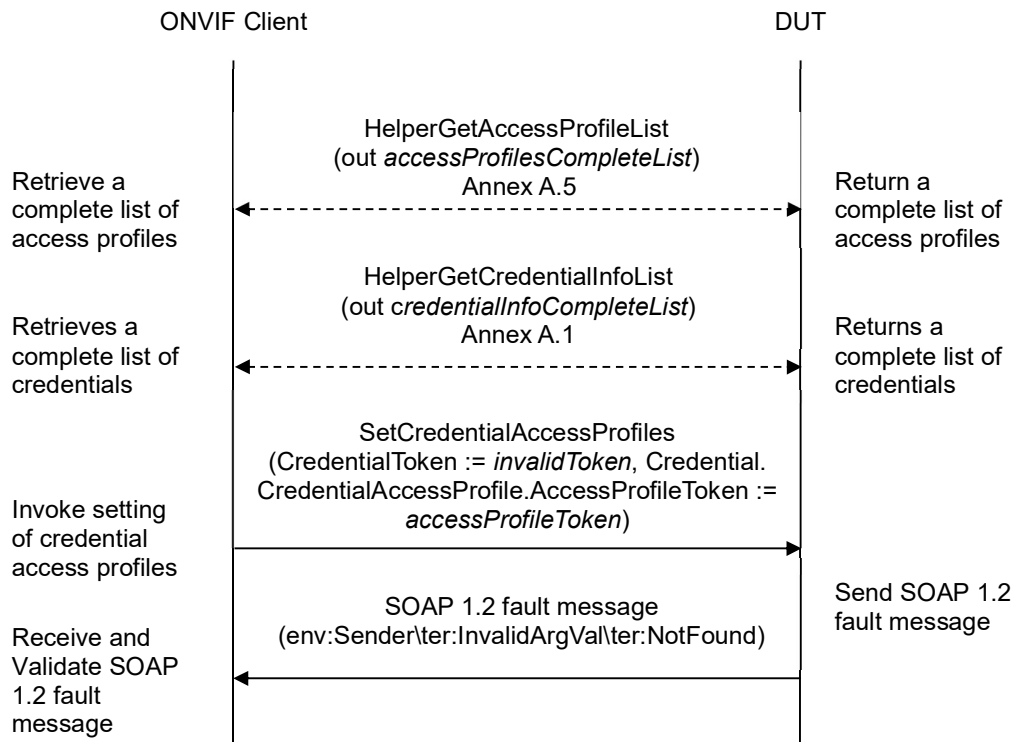
WSDL Reference: credential.wsdl

Test Purpose: To verify Set Credential Access Profiles with invalid credential token.

Pre-requisite: Credential Service is received from the DUT. Access Rules Service is received from the DUT.

Test Configuration: ONVIF Client and DUT

Test Sequence:



Test Procedure:

1. Start an ONVIF Client.
2. Start the DUT.



3. ONVIF Client retrieves a complete list of access profiles (out *accessProfileCompleteList*) by following the procedure mentioned in Annex A.5.
4. If *accessProfileCompleteList* is not empty:
 - 4.1. Set the following:
 - *accessProfileToken* := *accessProfileCompleteList*[0].token
 - 4.2. Go to the step 6.
5. ONVIF Client creates access profile (out *accessProfileToken*) by following the procedure mentioned in Annex A.19.
6. ONVIF Client retrieves a complete list of credential info (out *credentialInfoCompleteList*) by following the procedure mentioned in Annex A.1.
7. Set the following:
 - *invalidToken* := value not equal to any *credentialInfoCompleteList*.token
8. ONVIF client invokes **SetCredentialAccessProfiles** with parameters
 - CredentialToken := *invalidToken*
 - Credential.CredentialAccessProfile.AccessProfileToken := *accessProfileToken*
 - Credential.CredentialAccessProfile.ValidFrom skipped.
 - Credential.CredentialAccessProfile.ValidTo skipped.
9. The DUT returns **env:Sender\ter:InvalidArgVal\ter:NotFound** SOAP 1.2 fault.
10. If there was access profile created at step 5, ONVIF Client deletes it (in *accessProfileToken*) by following the procedure mentioned in Annex A.20 to restore DUT configuration.

Test Result:

PASS –

The DUT passed all assertions.

FAIL –

The DUT did not send **env:Sender\ter:InvalidArgVal\ter:NotFound** SOAP 1.2 fault

Note: If the DUT sends other SOAP 1.2 fault message than specified, log WARNING message, and PASS the test.



4.6.7 DELETE CREDENTIAL ACCESS PROFILES WITH INVALID CREDENTIAL TOKEN

Test Label: Delete Credential Access Profiles with Invalid Credential Token Verification

Test Case ID: CREDENTIAL-6-1-7

ONVIF Core Specification Coverage: DeleteCredentialAccessProfiles command (ONVIF Credential Service Specification)

Command Under Test: DeleteCredentialAccessProfiles

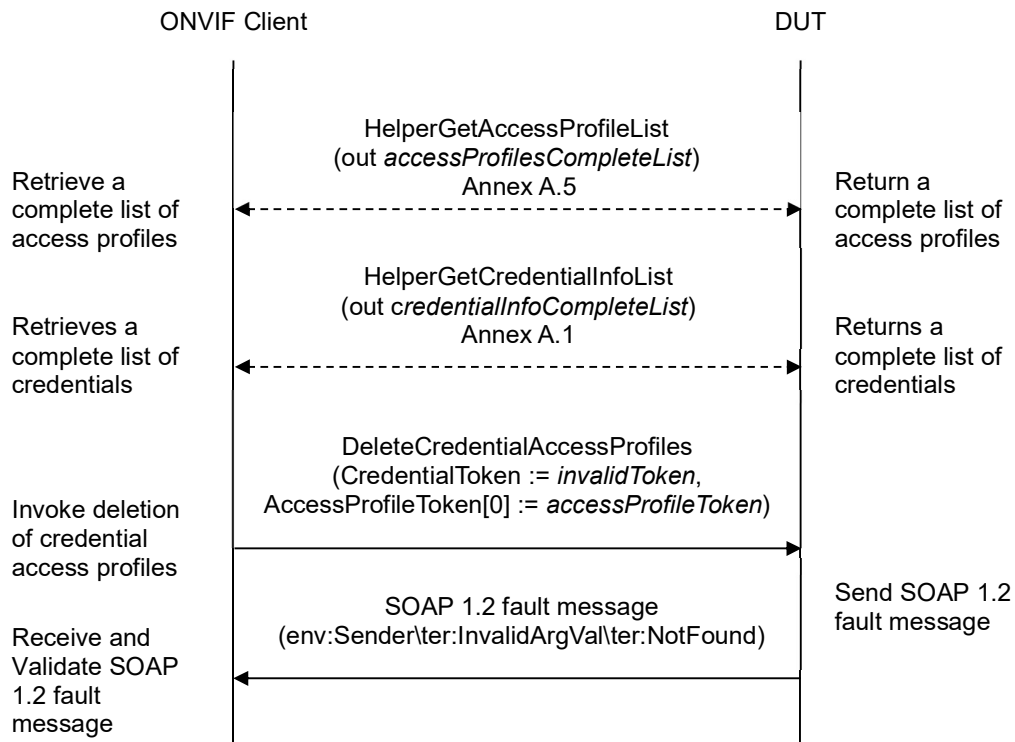
WSDL Reference: credential.wsdl

Test Purpose: To verify Delete Credential Access Profiles with invalid credential token.

Pre-requisite: Credential Service is received from the DUT. Access Rules Service is received from the DUT.

Test Configuration: ONVIF Client and DUT

Test Sequence: TODO



Test Procedure:

1. Start an ONVIF Client.
2. Start the DUT.



3. ONVIF Client retrieves a complete list of access profiles (out *accessProfileCompleteList*) by following the procedure mentioned in Annex A.5.
4. If *accessProfileCompleteList* is not empty:
 - 4.1. Set the following:
 - *accessProfileToken* := *accessProfileCompleteList*[0].token
 - 4.2. Go to the step 6.
5. ONVIF Client creates access profile (out *accessProfileToken*) by following the procedure mentioned in Annex A.19.
6. ONVIF Client retrieves a complete list of credential info (out *credentialInfoCompleteList*) by following the procedure mentioned in Annex A.1.
7. Set the following:
 - *invalidToken* := value not equal to any *credentialInfoCompleteList*.token
8. ONVIF client invokes **DeleteCredentialAccessProfiles** with parameters
 - CredentialToken := *invalidToken*
 - AccessProfileToken[0] := *accessProfileToken*
9. The DUT returns **env:Sender\ter:InvalidArgVal\ter:NotFound** SOAP 1.2 fault.
10. If there was access profile created at step 5, ONVIF Client deletes it (in *accessProfileToken*) by following the procedure mentioned in Annex A.20 to restore DUT configuration.

Test Result:

PASS –

The DUT passed all assertions.

FAIL –

The DUT did not send **env:Sender\ter:InvalidArgVal\ter:NotFound** SOAP 1.2 fault

Note: If the DUT sends other SOAP 1.2 fault message than specified, log WARNING message, and PASS the test.

4.7 Reset Antipassback Violations

4.7.1 RESET ANTIPASSBACK VIOLATIONS

Test Label: Reset Antipassback Violations Verification

Test Case ID: CREDENTIAL-7-1-1

ONVIF Core Specification Coverage: CredentialAccessProfile (ONVIF Credential Service Specification), ResetAntipassbackViolation command (ONVIF Credential Service Specification).

Command Under Test: ResetAntipassbackViolation command (ONVIF Credential Service Specification)

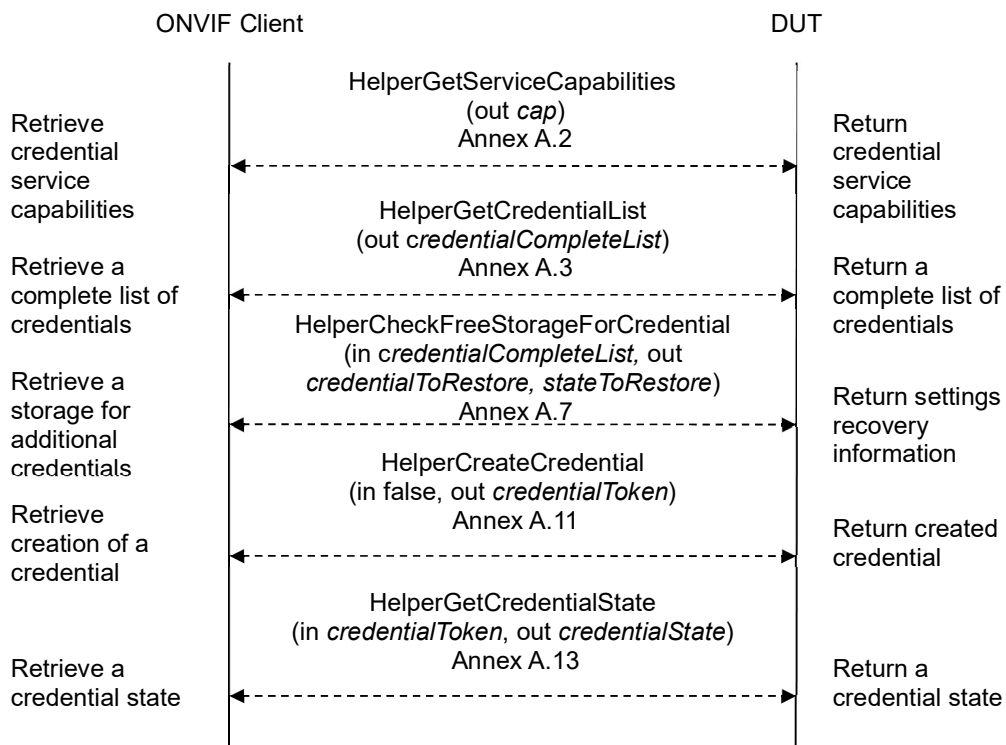
WSDL Reference: credential.wsdl and event.wsdl

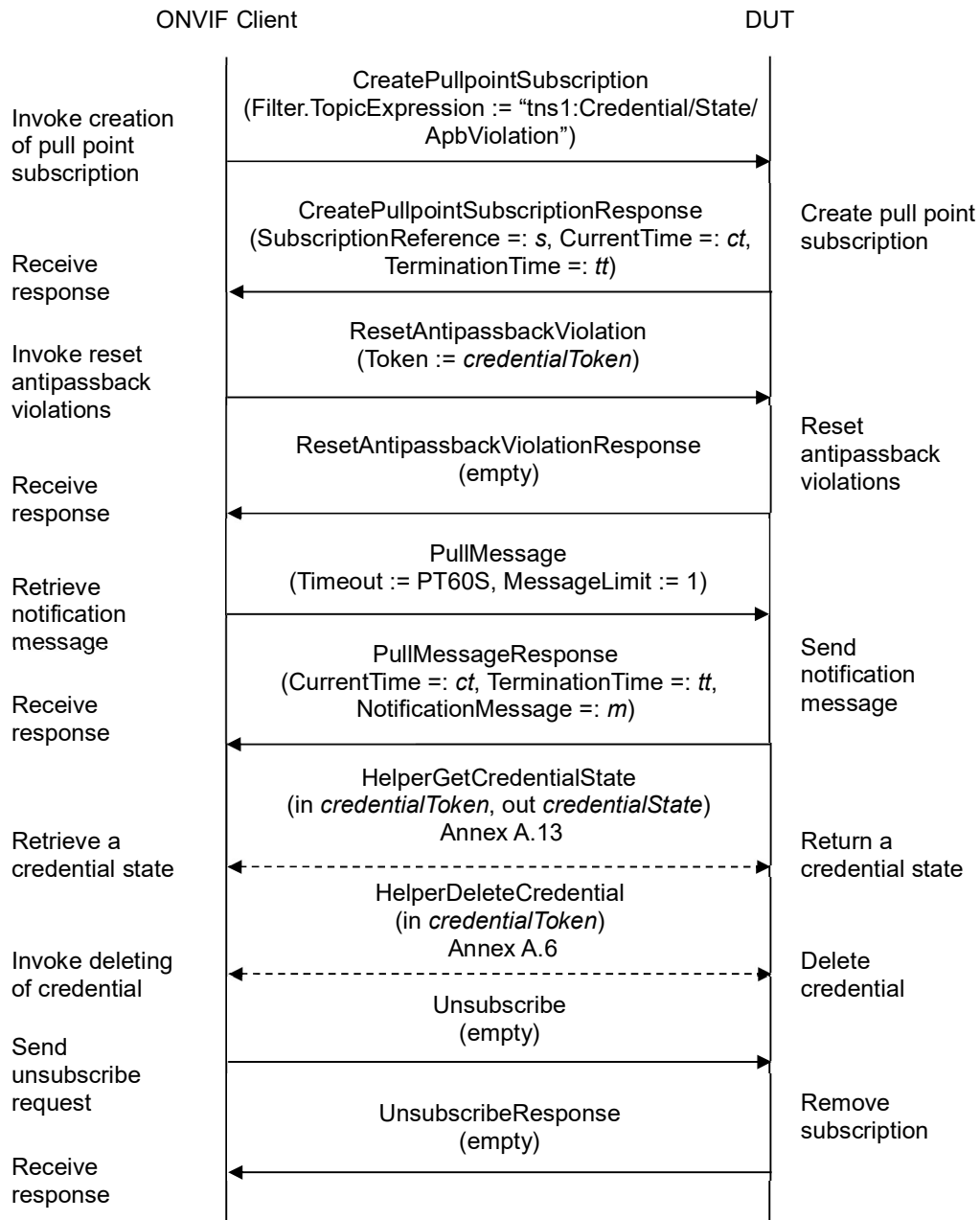
Test Purpose: To verify resetting of antipassback violations and generating of appropriate notifications.

Pre-requisite: Credential Service is received from the DUT. Event Service is received from the DUT. Reset Antipassback Violations is supported by the DUT as indicated by the Capabilities.ResetAntipassbackSupported capability. The DUT shall have enough free storage capacity for one additional Credential.

Test Configuration: ONVIF Client and DUT

Test Sequence:





Test Procedure:

1. Start an ONVIF Client.
2. Start the DUT.
3. ONVIF Client gets the service capabilities (out *cap*) by following the procedure mentioned in

Annex A.2.

4. If *cap.ResetAntipassbackSupported* is equal to *false*, FAIL the test and skip other steps.
5. ONVIF Client retrieves a complete list of credentials (out *credentialCompleteList*) by following the procedure mentioned in Annex A.3.
6. ONVIF Client checks free storage for additional Credential (in *credentialCompleteList1*, out *credentialToRestore*, *stateToRestore*) by following the procedure mentioned in Annex A.7.
7. ONVIF Client creates credential (out *credentialToken*) with Antipassback Violation State equal to true (in true) by following the procedure mentioned in Annex A.11.
8. ONVIF client retrieves credential state (in *credentialToken*, out *credentialState*) by following the procedure mentioned in Annex A.13.
9. If *credentialState* does not contain AntipassbackState element, FAIL the test and go to step 20.
10. If *credentialState.AntipassbackState.AntipassbackViolated* equal to *false*, FAIL the test and go to step 20.
11. ONVIF Client invokes **CreatePullPointSubscription** with parameters
 - Filter.TopicExpression := "tns1:Credential/State/ApiViolation"
12. The DUT responds with a **CreatePullPointSubscriptionResponse** message with parameters
 - SubscriptionReference =: *s*
 - CurrentTime =: *ct*
 - TerminationTime =: *tt*
13. ONVIF client invokes **ResetAntipassbackViolation** with parameter
 - Token := *credentialToken*
14. The DUT responds with empty **ResetAntipassbackViolationResponse** message.
15. Until *timeout1* timeout expires, repeat the following steps:
 - 15.1. ONVIF Client waits for time $t := \min\{(tt-ct)/2, 1 \text{ second}\}$.
 - 15.2. ONVIF Client invokes **PullMessages** to the subscription endpoint *s* with parameters
 - Timeout := PT60S
 - MessageLimit := 1
 - 15.3. The DUT responds with **PullMessagesResponse** message with parameters
 - CurrentTime =: *ct*
 - TerminationTime =: *tt*
 - NotificationMessage =: *m*
 - 15.4. If *m* is not null:

- 15.4.1. If the TopicExpression item in *m* is not equal to "tns1:Credential/State/AbpViolation", FAIL the test and go to the step 20.
- 15.4.2. If *m* does not contain Source.SimpleItem item with Name = "CredentialToken" and Value = *credentialToken*, FAIL the test and go to the step 20.
 - 15.4.2.1. If *m* does not contain Data.SimpleItem item with Name = "AbpViolated" and Value = false, FAIL the test and go to the step 20.
- 15.4.3. If *m* does not contain Data.SimpleItem item with Name = "ClientUpdated", FAIL the test and go to the step 20.
- 15.4.4. If *m*.Message.Message.Data.SimpleItem.ClientUpdated has value type different from xs:boolean type, FAIL the test and go to the step 20.
- 15.4.5. Go to step 17.
16. If *timeout1* timeout expires for step 15 without Notification with Source.SimpleItem item with Name = "CredentialToken" and Value = *credentialToken* and Data.SimpleItem item with Name = "AbpViolated" and Value = false, FAIL the test and go to the step 20.
17. ONVIF client retrieves credential state (in *credentialToken*, out *credentialState*) by following the procedure mentioned in Annex A.13.
18. If *credentialState* does not contain AntipassbackState element, FAIL the test and go to step 20.
19. If *credentialState*.AntipassbackState.AntipassbackViolated equal to *true*, FAIL the test and go to step 20.
20. ONVIF Client deletes the Credential (in *credentialToken*) by following the procedure mentioned in Annex A.6 to restore DUT configuration.
21. If there was credential deleted at step 4, restore it (in *credentialToRestore*, *stateToRestore*) by following the procedure mentioned in Annex A.10 to restore DUT configuration.
22. ONVIF Client sends an **Unsubscribe** to the subscription endpoint *s*.
23. The DUT responds with **UnsubscribeResponse** message.

Test Result:

PASS –

The DUT passed all assertions.

FAIL –

The DUT did not send **ResetAntipassbackViolationResponse** message.

The DUT did not send **CreatePullPointSubscriptionResponse** message.

The DUT did not send **PullMessagesResponse** message.

The DUT did not send **UnsubscribeResponse** message.

Note: *timeout1* will be taken from Operation Delay field of ONVIF Device Test Tool.



4.7.2 RESET ANTIPASSBACK VIOLATIONS WITH INVALID TOKEN

Test Label: Reset Antipassback Violations with Invalid Token Verification

Test Case ID: CREDENTIAL-7-1-2

ONVIF Core Specification Coverage: ResetAntipassbackViolation command (ONVIF Credential Service Specification).

Command Under Test: ResetAntipassbackViolation command (ONVIF Credential Service Specification)

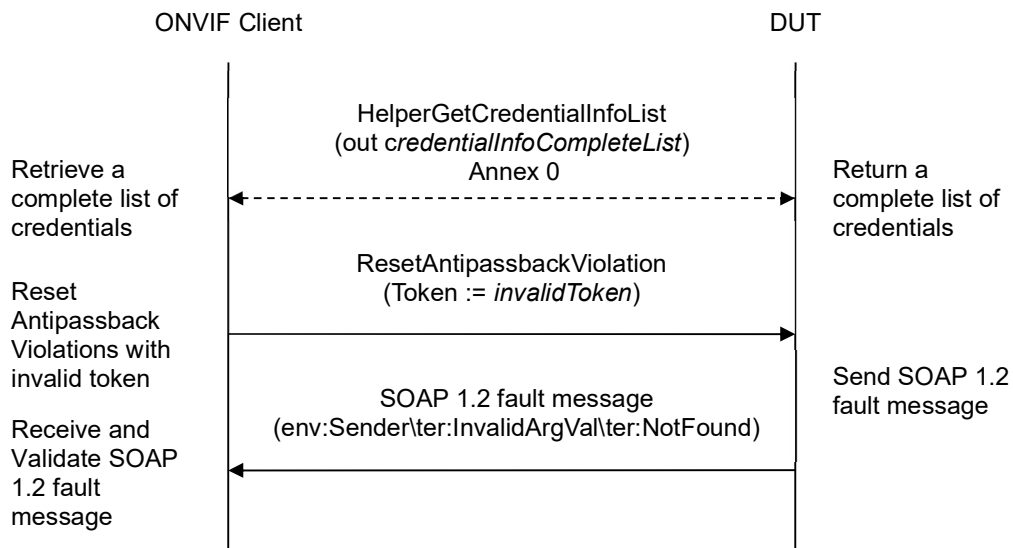
WSDL Reference: credential.wsdl

Test Purpose: To verify Reset Antipassback Violations with invalid token.

Pre-requisite: Credential Service is received from the DUT. Reset Antipassback Violations is supported by the DUT as indicated by the Capabilities.ResetAntipassbackSupported capability.

Test Configuration: ONVIF Client and DUT

Test Sequence:



Test Procedure:

1. Start an ONVIF Client.
2. Start the DUT.
3. ONVIF Client retrieves a complete credential information list (out *credentialInfoCompleteList*) by following the procedure mentioned in Annex A.1.
4. Set the following:
5. *invalidToken* := value not equal to any *credentialInfoCompleteList.token*



6. ONVIF client invokes **ResetAntipassbackViolation** with parameters

- Token := *invalidToken*

7. The DUT returns **env:Sender\ter:InvalidArgVal\ter:NotFound** SOAP 1.2 fault.

Test Result:

PASS –

The DUT passed all assertions.

FAIL –

The DUT did not send **env:Sender\ter:InvalidArgVal\ter:NotFound** SOAP 1.2 fault

Note: If the DUT sends other SOAP 1.2 fault message than specified, log WARNING message, and PASS the test.

4.8 Credential Events

4.8.1 CONFIGURATION CREDENTIAL CHANGED EVENT

Test Label: Configuration Credential Changed Event Verification

Test Case ID: CREDENTIAL-8-1-2

ONVIF Core Specification Coverage: Notification topics (ONVIF Credential Service Specification), Get event properties (ONVIF Core specification).

Command Under Test: GetEventProperties

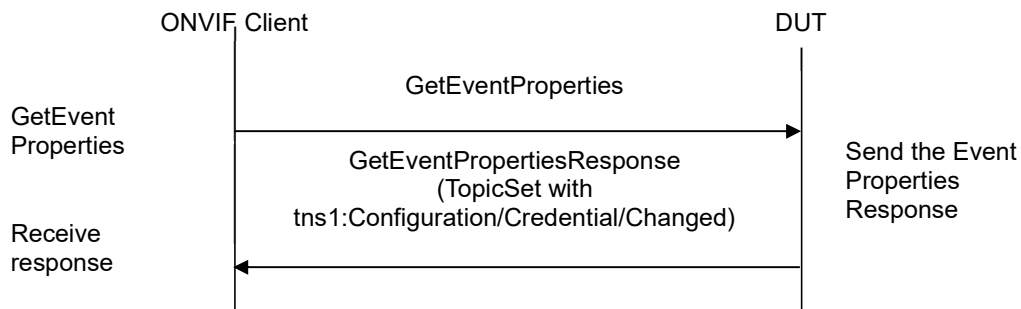
WSDL Reference: credential.wsdl and event.wsdl

Test Purpose: To verify tns1:Configuration/Credential/Changed event format.

Pre-requisite: Credential Service is supported by the DUT. Event Service is received from the DUT.

Test Configuration: ONVIF Client and DUT

Test Sequence:



Test Procedure:

1. Start an ONVIF Client.
2. Start the DUT.
3. ONVIF Client invokes **GetEventProperties**.
4. The DUT responds with a **GetEventPropertiesResponse** message with parameters
 - TopicNamespaceLocation list
 - FixedTopicSet
 - TopicSet =: *topicSet*
 - TopicExpressionDialect list
 - MessageContentFilterDialect list
 - MessageContentSchemaLocation list



5. If *topicSet* does not contain `tns1:Configuration/Credential/Changed` topic, FAIL the test and skip other steps.
6. ONVIF Client verifies `tns1:Configuration/Credential/Changed` topic (*changedTopic*) from *topicSet*:
 - 6.1. If *changedTopic*.`MessageDescription.IsProperty` equals to true, FAIL the test and skip other steps.
 - 6.2. If *changedTopic* does not contain `MessageDescription.Source.SimpleItemDescription` item with `Name = "CredentialToken"`, FAIL the test and skip other steps.
 - 6.3. If *changedTopic*.`MessageDescription.Source.SimpleItemDescription` with `Name = "CredentialToken"` does not have `Type = "pt:ReferenceToken"`, FAIL the test and skip other steps.

Test Result:

PASS –

The DUT passed all assertions.

FAIL –

The DUT did not send **GetEventPropertiesResponse** message.



4.8.2 CONFIGURATION CREDENTIAL REMOVED EVENT

Test Label: Configuration Credential Removed Event Verification

Test Case ID: CREDENTIAL-8-1-3

ONVIF Core Specification Coverage: Notification topics (ONVIF Credential Service Specification), Get event properties (ONVIF Core specification).

Command Under Test: GetEventProperties

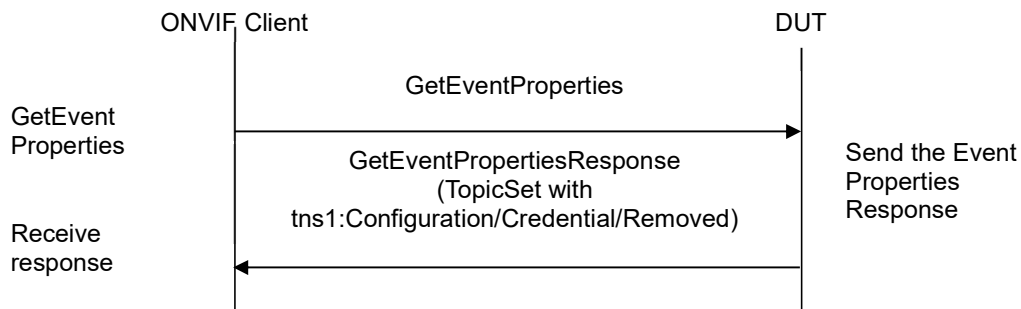
WSDL Reference: credential.wsdl and event.wsdl

Test Purpose: To verify tns1:Configuration/Credential/Removed event format.

Pre-requisite: Credential Service is supported by the DUT. Event Service is received from the DUT.

Test Configuration: ONVIF Client and DUT

Test Sequence:



Test Procedure:

1. Start an ONVIF Client.
2. Start the DUT.
3. ONVIF Client invokes **GetEventProperties**.
4. The DUT responds with a **GetEventPropertiesResponse** message with parameters
 - TopicNamespaceLocation list
 - FixedTopicSet
 - TopicSet =: *topicSet*
 - TopicExpressionDialect list
 - MessageContentFilterDialect list
 - MessageContentSchemaLocation list
5. If *topicSet* does not contain tns1:Configuration/Credential/Removed topic, FAIL the test and skip

other steps.

6. ONVIF Client verifies `tns1:Configuration/Credential/Removed` topic (*removedTopic*) from *topicSet*:
 - 6.1. If *removedTopic*.MessageDescription.IsProperty equals to true, FAIL the test and skip other steps.
 - 6.2. If *removedTopic* does not contain MessageDescription.Source.SimpleItemDescription item with Name = "CredentialToken", FAIL the test and skip other steps.
 - 6.3. If *removedTopic*.MessageDescription.Source.SimpleItemDescription with Name = "CredentialToken" does not have Type = "pt:ReferenceToken", FAIL the test and skip other steps.

Test Result:

PASS –

The DUT passed all assertions.

FAIL –

The DUT did not send **GetEventPropertiesResponse** message.



4.8.3 CREDENTIAL STATE ENABLED EVENT

Test Label: Credential State Enabled Event Verification

Test Case ID: CREDENTIAL-8-1-4

ONVIF Core Specification Coverage: Notification topics (ONVIF Credential Service Specification), Get event properties (ONVIF Core specification).

Command Under Test: GetEventProperties

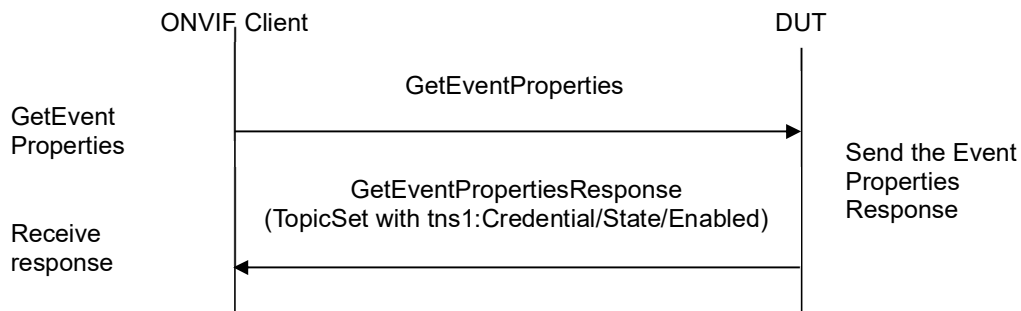
WSDL Reference: credential.wsdl and event.wsdl

Test Purpose: To verify tns1:Credential/State/Enabled event format.

Pre-requisite: Credential Service is supported by the DUT. Event Service is received from the DUT.

Test Configuration: ONVIF Client and DUT

Test Sequence:



Test Procedure:

1. Start an ONVIF Client.
2. Start the DUT.
3. ONVIF Client invokes **GetEventProperties**.
4. The DUT responds with a **GetEventPropertiesResponse** message with parameters
 - TopicNamespaceLocation list
 - FixedTopicSet
 - TopicSet =: *topicSet*
 - TopicExpressionDialect list
 - MessageContentFilterDialect list
 - MessageContentSchemaLocation list
5. If *topicSet* does not contain tns1:Credential/State/Enabled topic, FAIL the test and skip other

steps.

6. ONVIF Client verifies `tns1:Credential/State/Enabled` topic (*StateEnabledTopic*) from *topicSet*:
 - 6.1. If *StateEnabledTopic.MessageDescription.IsProperty* equals true, FAIL the test and skip other steps.
 - 6.2. If *StateEnabledTopic* does not contain *MessageDescription.Source.SimpleItemDescription* item with Name = "CredentialToken", FAIL the test and skip other steps.
 - 6.3. If *StateEnabledTopic.MessageDescription.Source.SimpleItemDescription* with Name = "CredentialToken" does not have Type = "pt:ReferenceToken", FAIL the test and skip other steps.
 - 6.4. If *StateEnabledTopic* does not contain *MessageDescription.Data.SimpleItemDescription* item with Name = "State", FAIL the test and skip other steps.
 - 6.5. If *StateEnabledTopic.MessageDescription.Data.SimpleItemDescription* with Name = "State" does not have Type = "xs:boolean", FAIL the test and skip other steps.
 - 6.6. If *StateEnabledTopic* does not contain *MessageDescription.Data.SimpleItemDescription* item with Name = "Reason", FAIL the test and skip other steps.
 - 6.7. If *StateEnabledTopic.MessageDescription.Data.SimpleItemDescription* with Name = "Reason" does not have Type = "xs:string", FAIL the test and skip other steps.
 - 6.8. If *StateEnabledTopic* does not contain *Data.SimpleItemDescription* with Name = "ClientUpdated", FAIL the test and skip other steps.
 - 6.9. If *StateEnabledTopic.Message.Message.Data.SimpleItemDescription* with Name = "ClientUpdated" does not have Type = "xs:boolean", FAIL the test and skip other steps.

Test Result:

PASS –

The DUT passed all assertions.

FAIL –

The DUT did not send **GetEventPropertiesResponse** message.



4.8.4 CREDENTIAL STATE ANTIPASSBACK VIOLATION EVENT

Test Label: Credential State Antipassback Violation Event Verification

Test Case ID: CREDENTIAL-8-1-5

ONVIF Core Specification Coverage: Notification topics (ONVIF Credential Service Specification), Get event properties (ONVIF Core specification).

Command Under Test: GetEventProperties

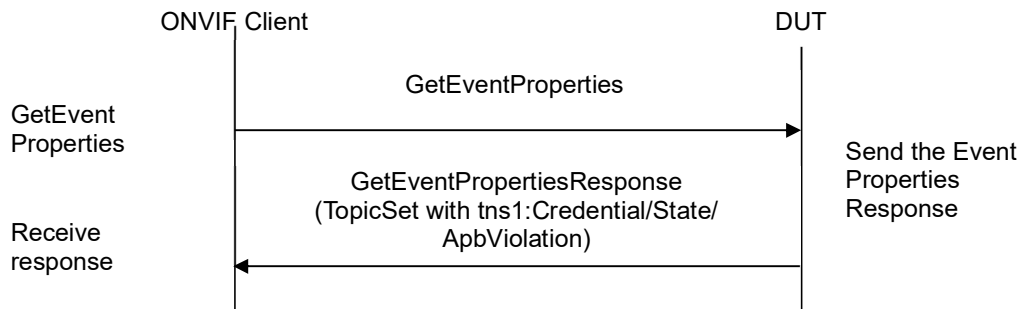
WSDL Reference: credential.wsdl and event.wsdl

Test Purpose: To verify tns1:Credential/State/ApbViolation event format.

Pre-requisite: Credential Service is supported by the DUT. Event Service is received from the DUT. ResetAntipassbackViolation capability is supported by the DUT.

Test Configuration: ONVIF Client and DUT

Test Sequence:



Test Procedure:

1. Start an ONVIF Client.
2. Start the DUT.
3. ONVIF Client invokes **GetEventProperties**.
4. The DUT responds with a **GetEventPropertiesResponse** message with parameters
 - TopicNamespaceLocation list
 - FixedTopicSet
 - TopicSet =: *topicSet*
 - TopicExpressionDialect list
 - MessageContentFilterDialect list

- MessageContentSchemaLocation list
5. If *topicSet* does not contain tns1:Credential/State/ApbViolation topic, FAIL the test and skip other steps.
 6. ONVIF Client verifies tns1:Credential/State/ApbViolation topic (*ApbViolationTopic*) from *topicSet*:
 - 6.1. If *ApbViolationTopic*.MessageDescription.IsProperty equal to true, FAIL the test and skip other steps.
 - 6.2. If *ApbViolationTopic* does not contain MessageDescription.Source.SimpleItemDescription item with Name = "CredentialToken", FAIL the test and skip other steps.
 - 6.3. If *ApbViolationTopic*.MessageDescription.Source.SimpleItemDescription with Name = "CredentialToken" does not have Type = "pt:ReferenceToken", FAIL the test and skip other steps.
 - 6.4. If *ApbViolationTopic* does not contain MessageDescription.Data.SimpleItemDescription item with Name = "ApbViolation", FAIL the test and skip other steps.
 - 6.5. If *ApbViolationTopic*.MessageDescription.Data.SimpleItemDescription with Name = "ApbViolation" does not have Type = "xs:boolean", FAIL the test and skip other steps.
 - 6.6. If *ApbViolationTopic* does not contain Data.SimpleItemDescription with Name = "ClientUpdated", FAIL the test and skip other steps.
 - 6.7. If *ApbViolationTopic*.Message.Message.Data.SimpleItemDescription with Name = "ClientUpdated" does not have Type = "xs:boolean", FAIL the test and skip other steps.

Test Result:

PASS –

The DUT passed all assertions.

FAIL –

The DUT did not send **GetEventPropertiesResponse** message.



4.9 Consistency

4.9.1 GET CREDENTIAL AND GET ACCESS PROFILE INFO LIST CONSISTENCY

Test Label: Get Credentials List and Access Profiles Info List Consistency Verification

Test Case ID: CREDENTIAL-9-1-1

ONVIF Core Specification Coverage: Credential (ONVIF Credential Service Specification), AccessProfileInfo (ONVIF Access Rules Service Specification)

Command Under Test: GetCredentials, GetAccessProfileInfo

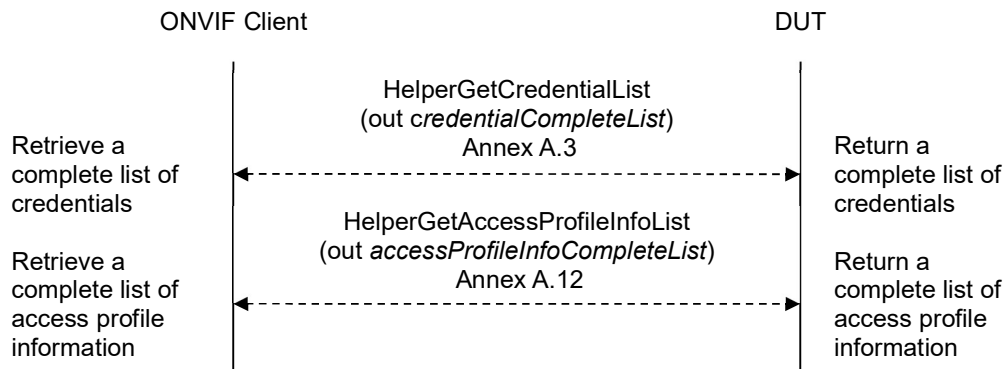
WSDL Reference: credential.wsdl and accessrules.wsdl

Test Purpose: To verify that all Access Profile Tokens from GetCredentialResponses could be listed through GetAccessProfileInfoList command.

Pre-requisite: Credential Service is received from the DUT. Access Rules Service is received from the DUT.

Test Configuration: ONVIF Client and DUT

Test Sequence:



Test Procedure:

1. Start an ONVIF Client.
2. Start the DUT.
3. ONVIF Client retrieves a complete list of credentials (out *credentialCompleteList*) by following the procedure mentioned in Annex A.3.
4. ONVIF Client retrieves a complete list of access profile info (out *accessProfileInfoCompleteList*) by following the procedure mentioned in Annex A.12.
5. For each *Credential.CredentialAccessProfile.AccessProfileToken* (*credentialAccessProfileToken*) from *credentialCompleteList* repeat the following steps:
 - 5.1. If *credentialAccessProfileToken* is not listed in *accessProfileInfoCompleteList*, FAIL the test and skip other steps.



Test Result:

PASS –

The DUT passed all assertions.

Annex A

This section describes the meaning of the following definitions. These definitions are used in the test case description.

A.1 *Get credentials information list*

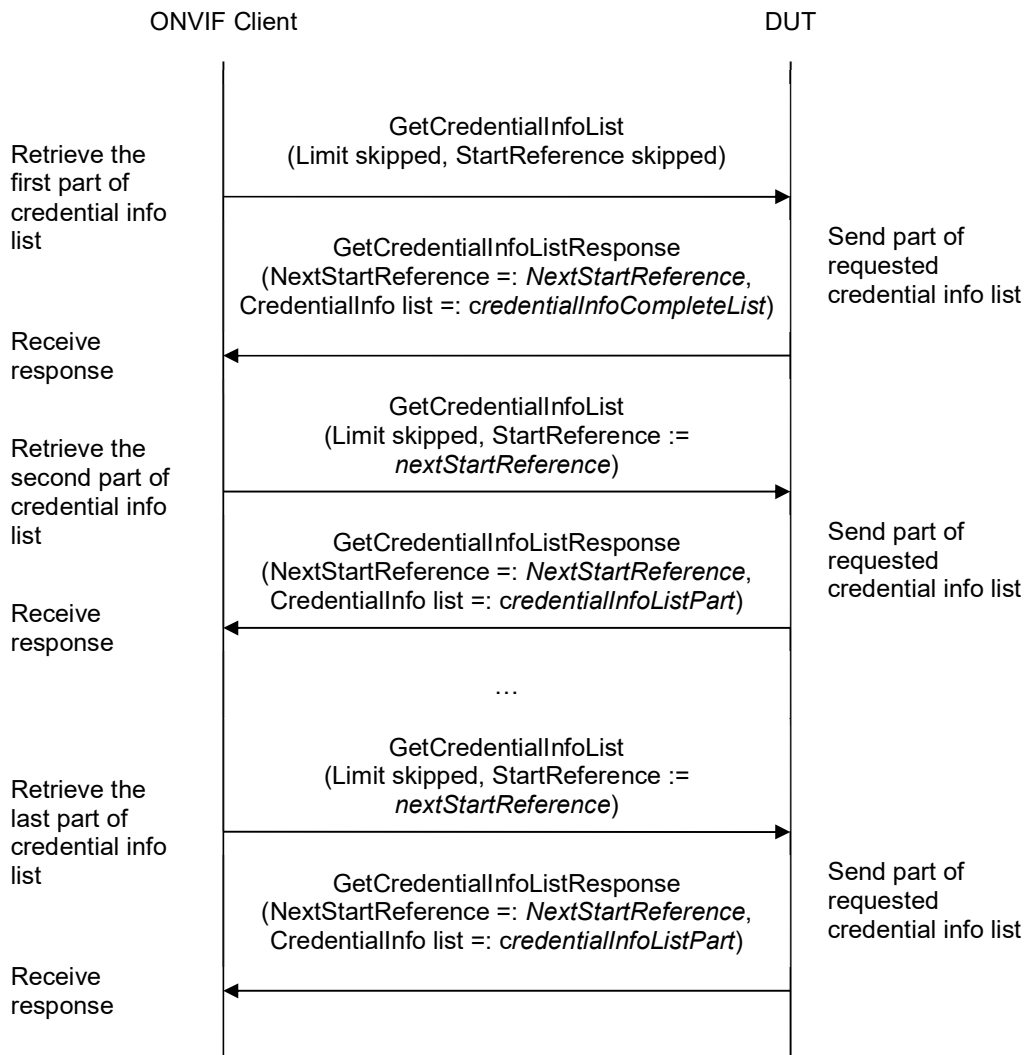
Name: HelperGetCredentialInfoList

Procedure Purpose: Helper procedure to get complete credentials information list.

Pre-requisite: Credential Service is received from the DUT.

Input: None.

Returns: The complete list of credentials information (*credentialInfoCompleteList*).



Procedure:

1. ONVIF client invokes **GetCredentialInfoList** with parameters
 - Limit skipped
 - StartReference skipped
2. The DUT responds with **GetCredentialInfoListResponse** message with parameters
 - NextStartReference =: *nextStartReference*
 - CredentialInfo list =: *credentialInfoCompleteList*
3. Until *nextStartReference* is not null, repeat the following steps:
 - 3.1. ONVIF client invokes **GetCredentialInfoList** with parameters
 - Limit skipped
 - StartReference := *nextStartReference*
 - 3.2. The DUT responds with **GetCredentialInfoListResponse** message with parameters
 - NextStartReference =: *nextStartReference*
 - CredentialInfo list =: *credentialInfoListPart*
 - 3.3. Set the following:
 - *credentialInfoCompleteList* := *credentialInfoCompleteList* + *credentialInfoListPart*

Procedure Result:

PASS –

The DUT passed all assertions.

FAIL –

The DUT did not send **GetCredentialInfoListResponse** message.

A.2 Get service capabilities

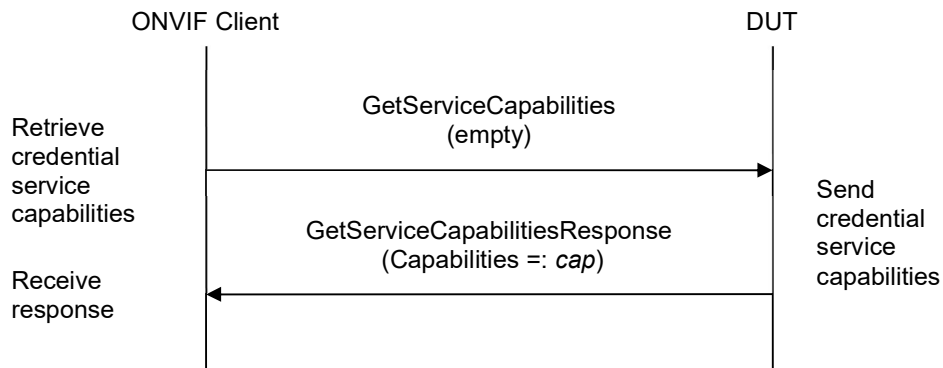
Name: HelperGetServiceCapabilities

Procedure Purpose: Helper procedure to get service capabilities.

Pre-requisite: Credential Service is received from the DUT.

Input: None

Returns: The service capabilities (*cap*).



Procedure:

1. ONVIF Client invokes **GetServiceCapabilities**.
2. The DUT responds with a **GetServiceCapabilitiesResponse** message with parameters
 - Capabilities =: *cap*

Procedure Result:

PASS –

The DUT passed all assertions.

FAIL –

The DUT did not send **GetServiceCapabilitiesResponse** message.

A.3 Get credentials list

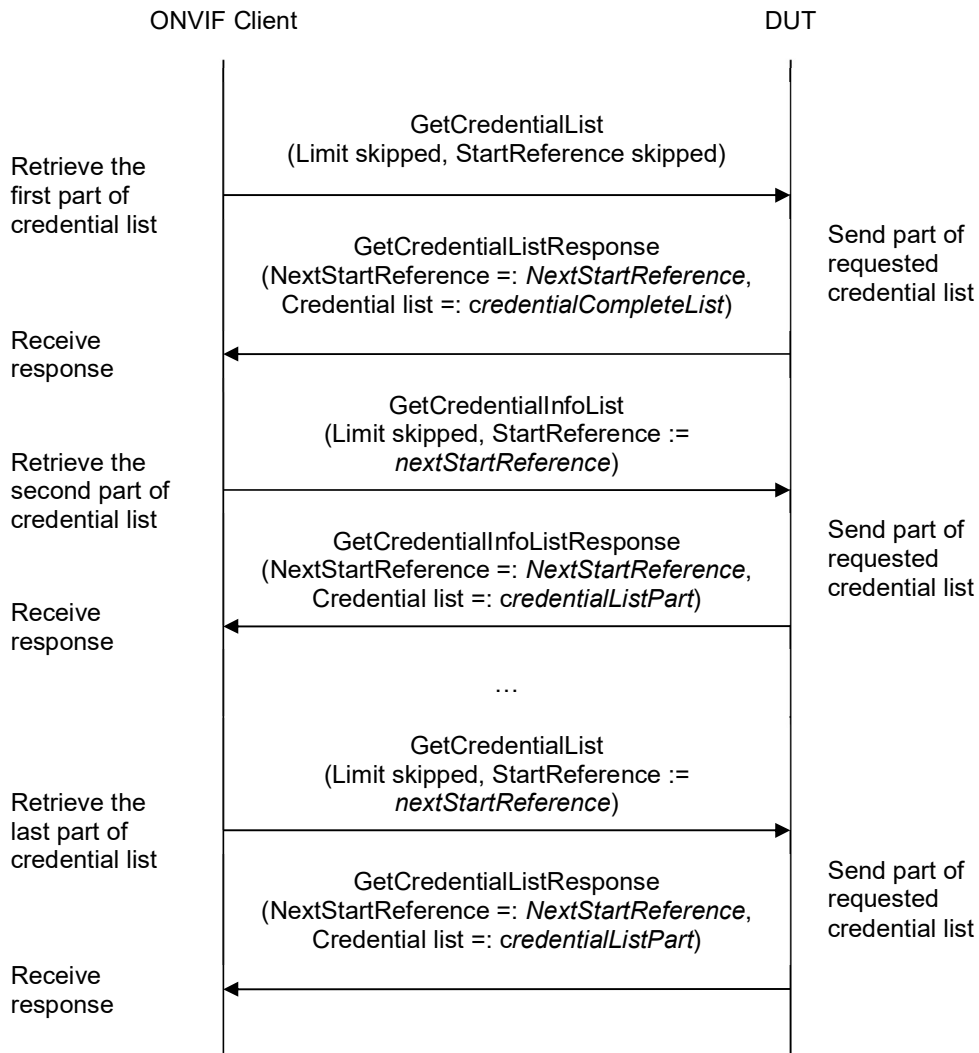
Name: HelperGetCredentialList

Procedure Purpose: Helper procedure to get complete credentials list with.

Pre-requisite: Credential Service is received from the DUT.

Input: None.

Returns: The complete list of credentials (*credentialCompleteList*).



Procedure:

1. ONVIF client invokes **GetCredentialList** with parameters

- Limit skipped
 - StartReference skipped
2. The DUT responds with **GetCredentialListResponse** message with parameters
 - NextStartReference =: *nextStartReference*
 - Credential list =: *credentialCompleteList*
 3. Until *nextStartReference* is not null, repeat the following steps:
 - 3.1. ONVIF client invokes **GetCredentialList** with parameters
 - Limit skipped
 - StartReference := *nextStartReference*
 - 3.2. The DUT responds with **GetCredentialListResponse** message with parameters
 - NextStartReference =: *nextStartReference*
 - Credential list =: *credentialListPart*
 - 3.3. Set the following:
 - *credentialCompleteList* := *credentialCompleteList* + *credentialListPart*

Procedure Result:

PASS –

The DUT passed all assertions.

FAIL –

The DUT did not send **GetCredentialListResponse** message.

A.4 Change credential state

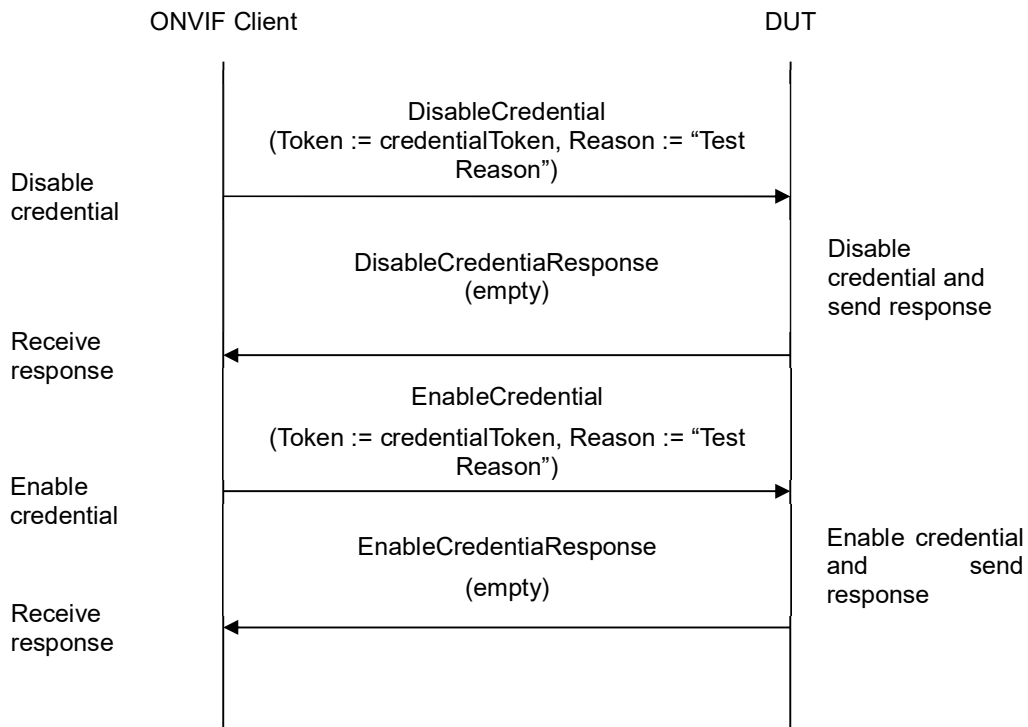
Name: HelperChangeCredentialState

Procedure Purpose: Helper procedure to change credential state.

Pre-requisite: Credential Service is received from the DUT.

Input: Credential token (*credentialToken*), credential state (*credentialState*).

Returns: None.



Procedure:

1. If *credentialState.Enabled* equal to *true*, do the following steps:
 - 1.1. ONVIF client invokes **DisableCredential** with parameters
 - Token := *credentialToken*
 - Reason := "Test Reason"
 - 1.2. The DUT responds with empty **DisableCredentialResponse** message.
2. If *credentialState.Enabled* is equal to *false*, perform the following steps:
 - 2.1. ONVIF client invokes **EnableCredential** with parameters



- Token := *credentialToken*
- Reason := "Test Reason"

2.2. The DUT responds with empty **EnableCredentialResponse** message.

Procedure Result:

PASS –

The DUT passed all assertions.

FAIL –

The DUT did not send **EnableCredentialResponse** message.

The DUT did not send **DisableCredentialResponse** message.



A.5 Get access profiles list

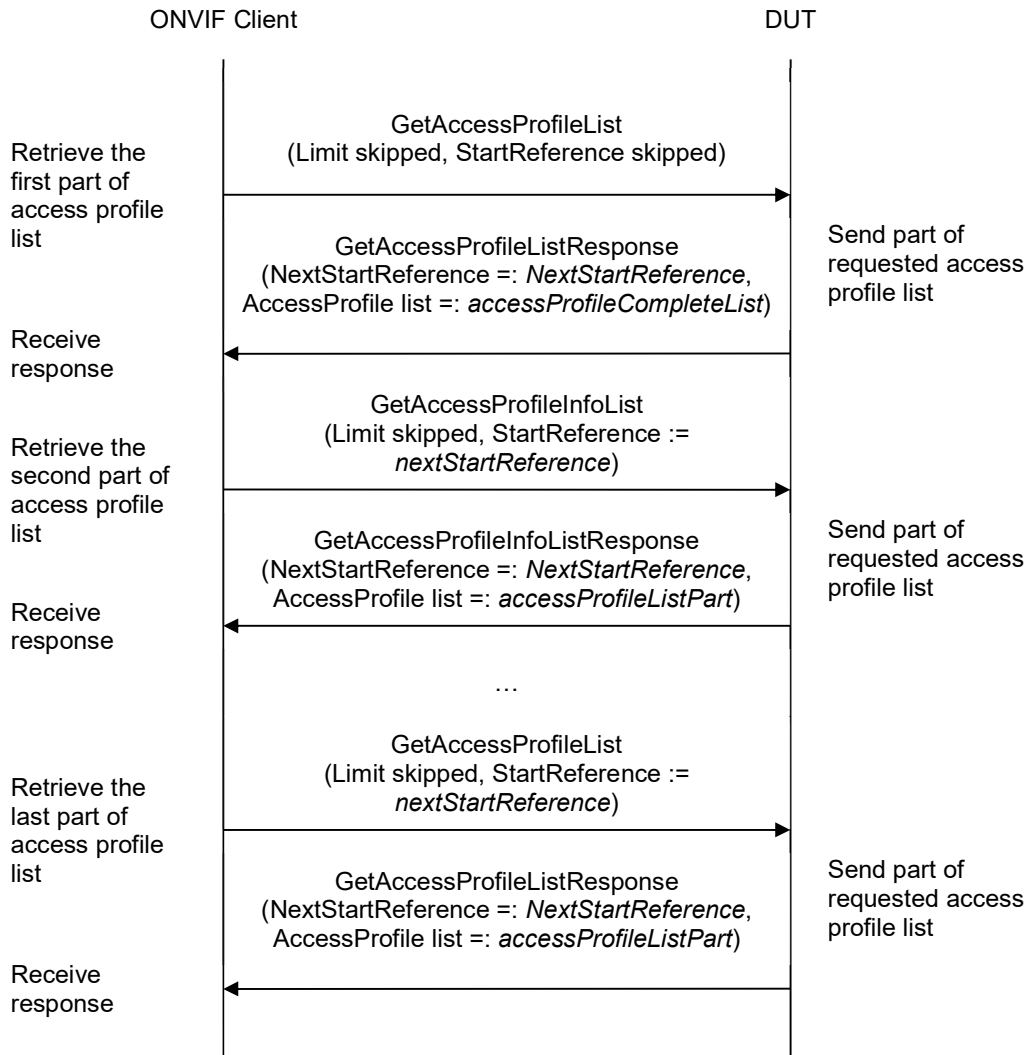
Name: HelperGetAccessProfilesList

Procedure Purpose: Helper procedure to get complete access profiles list with.

Pre-requisite: Access Rules Service is received from the DUT.

Input: None.

Returns: The complete list of access profiles (*accessProfileCompleteList*).



Procedure:

1. ONVIF client invokes **GetAccessProfileList** with parameters

- Limit skipped
 - StartReference skipped
2. The DUT responds with **GetAccessProfileListResponse** message with parameters
 - NextStartReference =: *nextStartReference*
 - AccessProfile list =: *accessProfileCompleteList*
 3. Until *nextStartReference* is not null, repeat the following steps:
 - 3.1. ONVIF client invokes **GetAccessProfileList** with parameters
 - Limit skipped
 - StartReference := *nextStartReference*
 - 3.2. The DUT responds with **GetAccessProfileListResponse** message with parameters
 - NextStartReference =: *nextStartReference*
 - AccessProfile list =: *accessProfileListPart*
 - 3.3. Set the following:
 - *accessProfileCompleteList* := *accessProfileCompleteList* + *accessProfileListPart*

Procedure Result:

PASS –

The DUT passed all assertions.

FAIL –

The DUT did not send **GetAccessProfileListResponse** message.

A.6 Delete credential

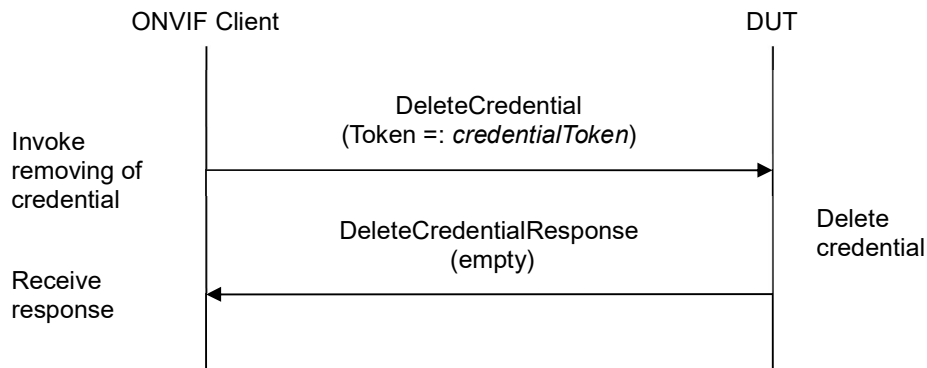
Name: HelperDeleteCredential

Procedure Purpose: Helper procedure to delete credential.

Pre-requisite: Credential Service is received from the DUT.

Input: Credential Token (*credentialToken*).

Returns: None.



Procedure:

1. ONVIF client invokes **DeleteCredential** with parameters
 - Token =: *credentialToken*
2. The DUT responds with empty **DeleteCredentialResponse** message.

PASS –

The DUT passed all assertions.

FAIL –

The DUT did not send **DeleteCredentialResponse** message.



A.7 Free storage for additional credential

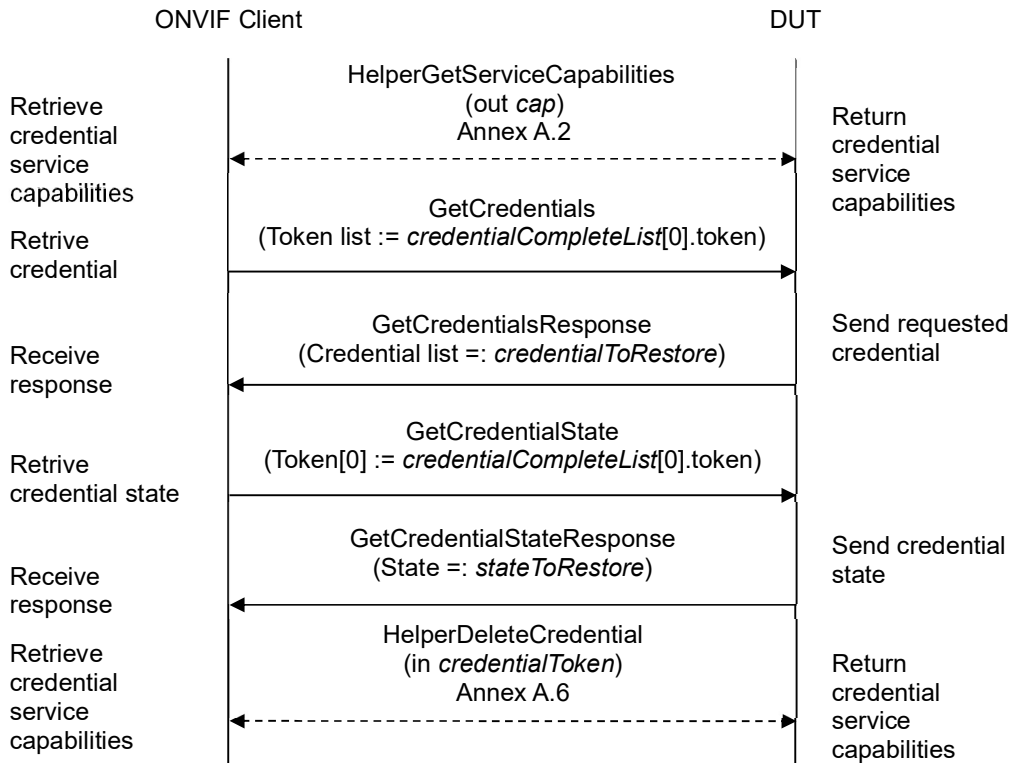
Name: HelperCheckFreeStorageForCredential

Procedure Purpose: Helper procedure to provide possibility to add a credential.

Pre-requisite: Credential Service is received from the DUT.

Input: The complete list of credentials (*credentialCompleteList*).

Returns: Removed credential (*credentialToRestore*) and its state (*stateToRestore*) if any.



Procedure:

1. ONVIF Client gets the service capabilities (out *cap*) by following the procedure mentioned in Annex A.2.
2. ONVIF client compares *cap.MaxCredentials* with number of items at *credentialCompleteList*.
3. If number of items of *credentialCompleteList* less than *cap.MaxCredential*, skip other steps.
4. If number of items at *credentialCompleteList* equal to *cap.MaxCredentials*, execute the following steps:
 - 4.1. ONVIF client invokes **GetCredentials** with parameters
 - Token list := *credentialCompleteList*[0].token

- 4.2. The DUT responds with **GetCredentialsResponse** message with parameters
 - Credential list =: *credentialToRestore*
- 4.3. ONVIF client invokes **GetCredentialState** with parameters
 - Token[0] := *credentialCompleteList[0].token*
- 4.4. The DUT responds with **GetCredentialStateResponse** message with parameters
 - State =: *stateToRestore*
- 4.5. ONVIF Client deletes the Credential (in *credentialCompleteList[0].token*) by following the procedure mentioned in Annex A.6.

PASS –

The DUT passed all assertions.

FAIL –

The number of items at *accessProfileCompleteList* more than *cap.MaxAccessProfiles*.

The DUT did not send **GetCredentialsResponse** message.

The DUT did not send **GetCredentialStateResponse** message.

A.8 *Get credential*

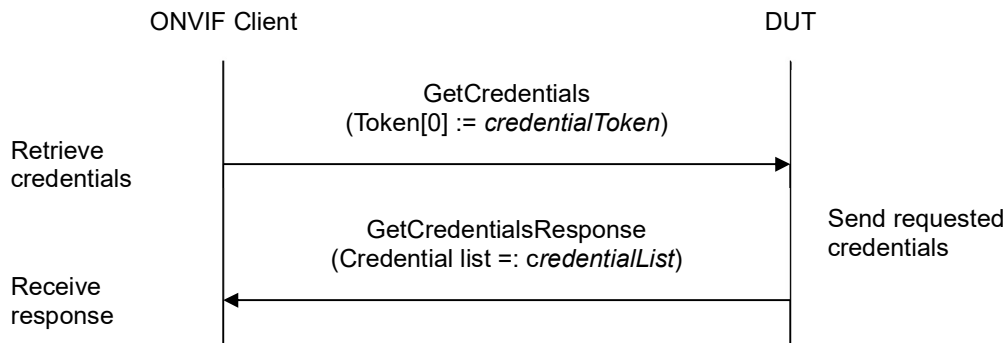
Name: HelperGetCredential

Procedure Purpose: Helper procedure to get credential.

Pre-requisite: Credential Service is received from the DUT.

Input: Credential Token (*credentialToken*).

Returns: Credential List (*credentialList*).



Procedure:

1. ONVIF client invokes **GetCredentials** with parameters
 - Token[0] := *credentialToken*
2. The DUT responds with **GetCredentialsResponse** message with parameters
 - Credential list := *credentialList*

PASS –

The DUT passed all assertions.

FAIL –

The DUT did not send **GetCredentialsResponse** message.

A.9 Get credential info

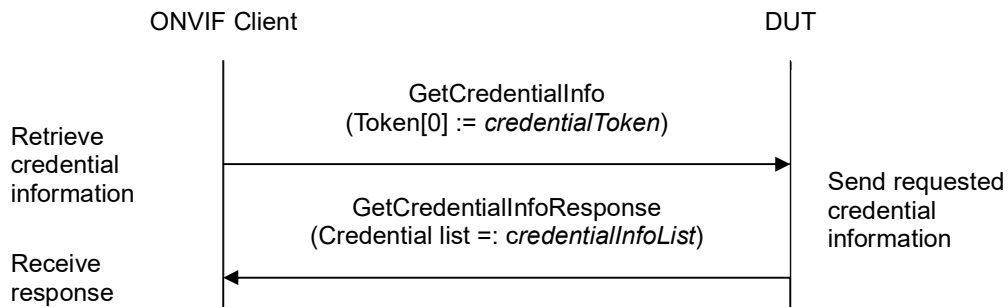
Name: HelperGetCredentialInfo

Procedure Purpose: Helper procedure to get credential info.

Pre-requisite: Credential Service is received from the DUT.

Input: Credential Token (*credentialToken*).

Returns: Credential Info List (*credentialInfoList*).



Procedure:

1. ONVIF client invokes **GetCredentialInfo** with parameters
 - Token[0] := *credentialToken*
2. The DUT responds with **GetCredentialInfoResponse** message with parameters
 - CredentialInfo := *credentialInfoList*

PASS –

The DUT passed all assertions.

FAIL –

The DUT did not send **GetCredentialInfoResponse** message.

A.10 Restore credential

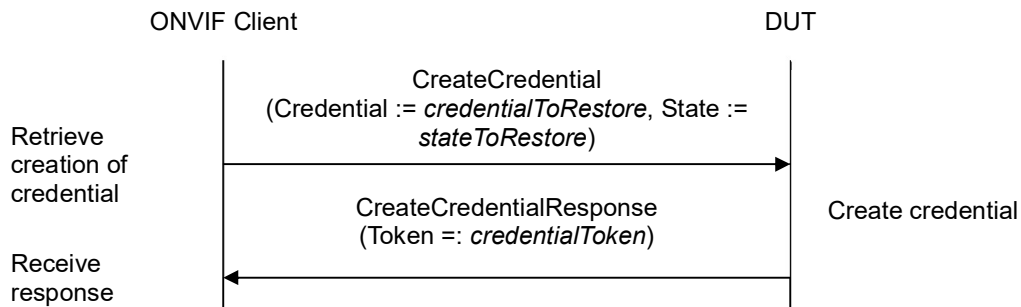
Name: HelperRestoreCredential

Procedure Purpose: Helper procedure to restore credential.

Pre-requisite: Credential Service is received from the DUT.

Input: Credential (*credentialToRestore*) and its state (*stateToRestore*).

Returns: None.



Procedure:

1. Set:
 - *credentialToRestore.token := ""*;
2. ONVIF client invokes **CreateCredential** with parameters
 - *Credential := credentialToRestore*
 - *State := stateToRestore*
3. The DUT responds with **CreateCredentialResponse** message with parameters
 - *Token =: credentialToken*

PASS –

The DUT passed all assertions.

FAIL –

The DUT did not send **CreateCredentialResponse** message.



A.11 Create credential

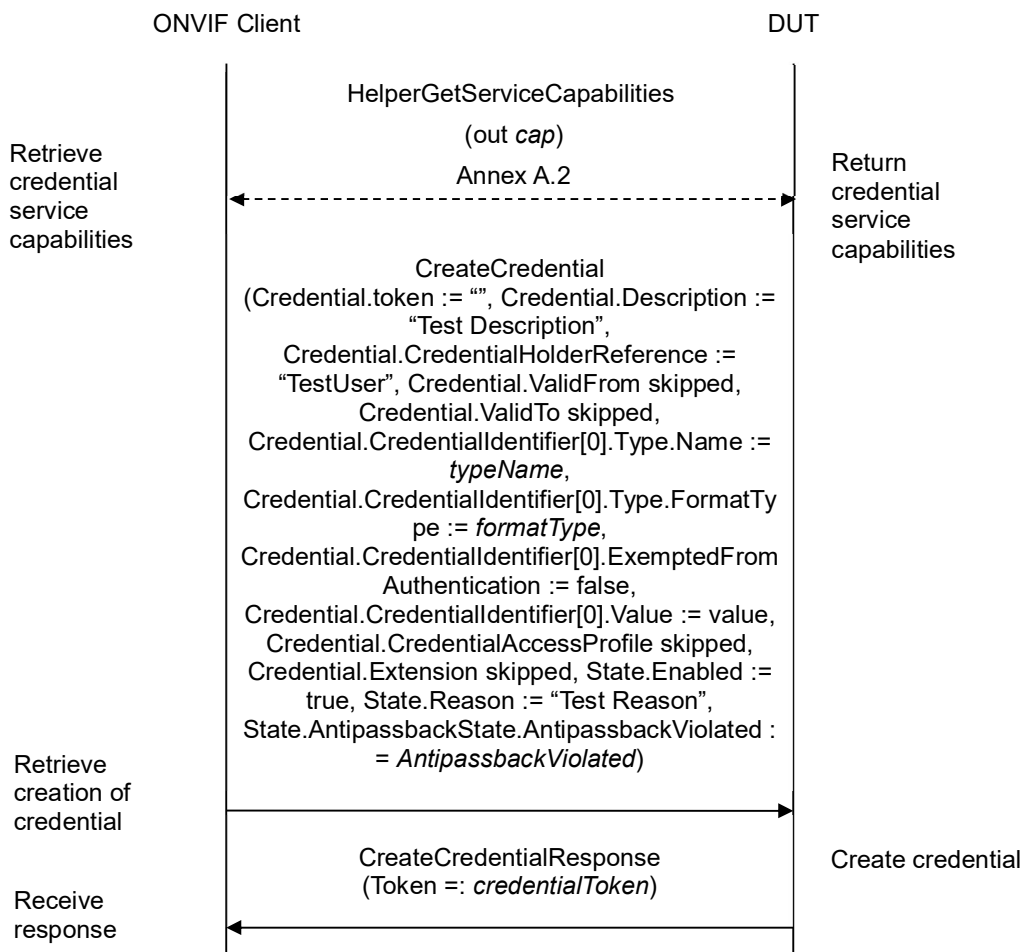
Name: HelperCreateCredential

Procedure Purpose: Helper procedure to create credential.

Pre-requisite: Credential Service is received from the DUT.

Input: Credential Service capabilities (*cap*) (optional input parameter, could be skipped), Antipassback Violation State (*AntipassbackViolated*).

Returns: Credential Token (*credentialToken*), Credential identifier Type Name (*typeName*), Credential identifier Format Type (*formatType*), Credential identifier value (*value*).



Procedure:

1. If *cap* is skipped, ONVIF Client gets the service capabilities (out *cap*) by following the procedure mentioned in Annex A.2.
2. ONVIF Client retrieves (in *cap.SupportedIdentifierType*) a supported Credential identifier type

name (out *typeName*) with Credential identifier Format Type (out *formatType*) and with credential identifier value (out *value*) by following the procedure mentioned in Annex A.15.

3. ONVIF client invokes **CreateCredential** with parameters

- Credential.token := ""
- Credential.Description := "Test Description"
- Credential.CredentialHolderReference := "TestUser"
- Credential.ValidFrom skipped
- Credential.ValidTo skipped
- Credential.CredentialIdentifier[0].Type.Name := *typeName*
- Credential.CredentialIdentifier[0].Type.FormatType := *formatType*
- Credential.CredentialIdentifier[0].ExemptedFromAuthentication := false
- Credential.CredentialIdentifier[0].Value := *value*
- Credential.CredentialAccessProfile skipped
- Credential.Extension skipped
- State.Enabled := true
- State.Reason := "Test Reason"
- State.AntipassbackState.AntipassbackViolated := *AntipassbackViolated* if *cap.ResetAntipassbackSupported* value is equal to true, otherwise State.AntipassbackState is skipped

4. The DUT responds with **CreateCredentialResponse** message with parameters

- Token =: *credentialToken*

PASS –

The DUT passed all assertions.

FAIL –

The DUT did not send **CreateCredentialResponse** message.



A.12 Get access profiles information list

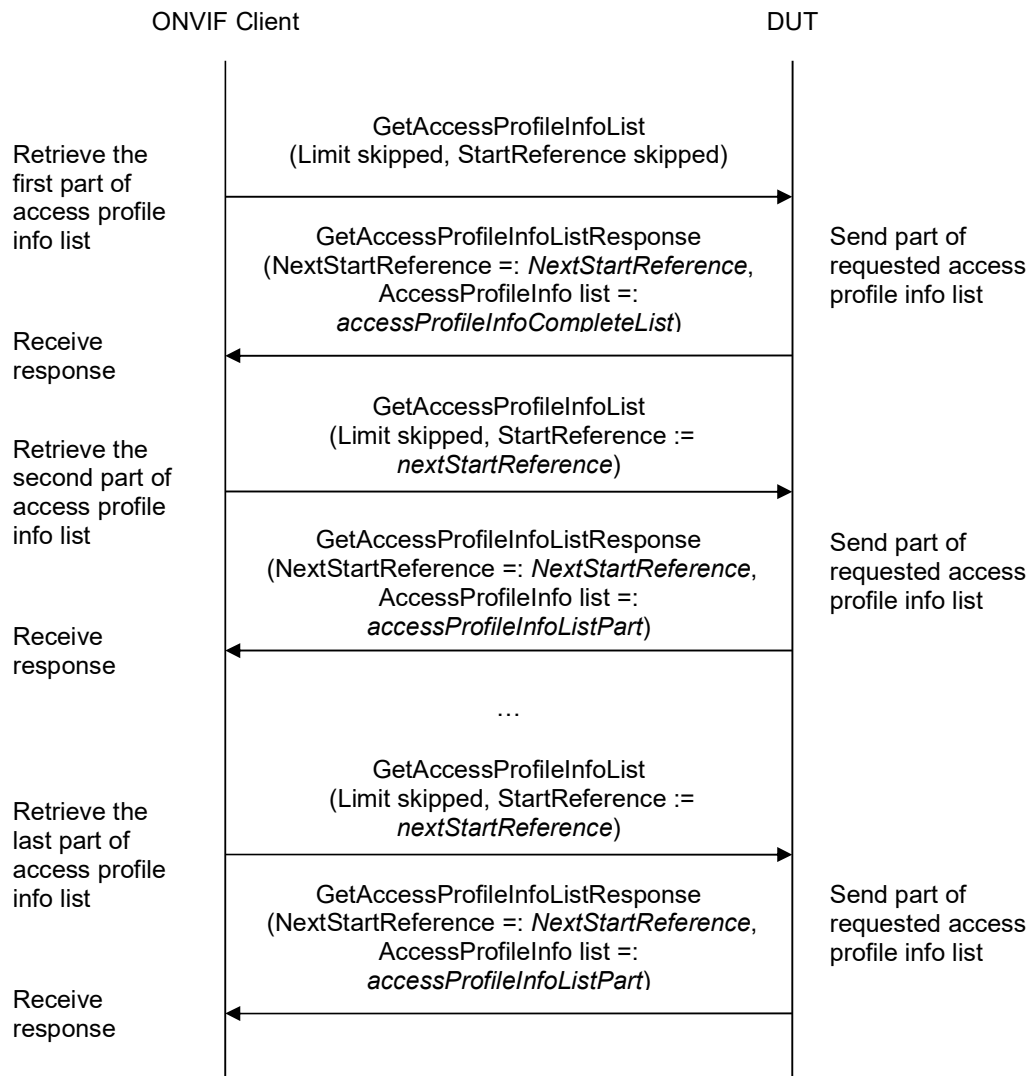
Name: HelperGetAccessProfileInfoList

Procedure Purpose: Helper procedure to get complete access profiles information list.

Pre-requisite: Access Rules Service is received from the DUT.

Input: None.

Returns: The complete list of access profiles information (*accessProfileInfoCompleteList*).



Procedure:

1. ONVIF client invokes **GetAccessProfileInfoList** with parameters

- Limit skipped
 - StartReference skipped
2. The DUT responds with **GetAccessProfileInfoListResponse** message with parameters
 - NextStartReference =: *nextStartReference*
 - AccessProfileInfo list =: *accessProfileInfoCompleteList*
 3. Until *nextStartReference* is not null, repeat the following steps:
 - 3.1. ONVIF client invokes **GetAccessProfileInfoList** with parameters
 - Limit skipped
 - StartReference := *nextStartReference*
 - 3.2. The DUT responds with **GetAccessProfileInfoListResponse** message with parameters
 - NextStartReference =: *nextStartReference*
 - AccessProfileInfo list =: *accessProfileInfoListPart*
 - 3.3. Set the following:
 - *accessProfileInfoCompleteList* := *accessProfileInfoCompleteList* +
accessProfileInfoListPart

Procedure Result:

PASS –

The DUT passed all assertions.

FAIL –

The DUT did not send **GetAccessProfileInfoListResponse** message.

A.13 Get credential state

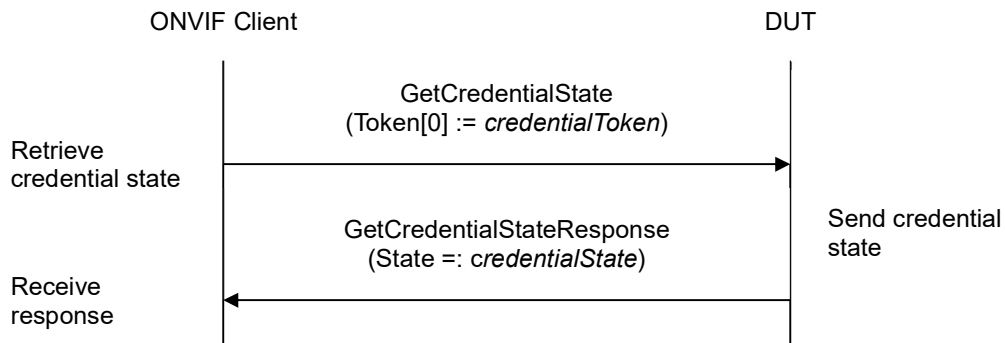
Name: HelperGetCredentialState

Procedure Purpose: Helper procedure to get credential state.

Pre-requisite: Credential Service is received from the DUT.

Input: Credential Token (*credentialToken*).

Returns: Credential State (*credentialState*).



Procedure:

1. ONVIF client invokes **GetCredentialState** with parameters
 - *Token[0] := credentialToken*
2. The DUT responds with **GetCredentialStateResponse** message with parameters
 - *State =: credentialState*

PASS –

The DUT passed all assertions.

FAIL –

The DUT did not send **GetCredentialStateResponse** message.

A.14 Supported credential identifier format types

The list of supported credential identifier format types is the following:

- WIEGAND26
- WIEGAND37
- WIEGAND37_FACILITY
- FACILITY16_CARD32
- FACILITY32_CARD32
- FASC_N
- FASC_N_BCD
- FASC_N_LARGE
- FASC_N_LARGE_BCD
- GSA75
- GUID
- CHUID
- USER_PASSWORD
- SIMPLE_NUMBER16
- SIMPLE_NUMBER32
- SIMPLE_NUMBER56
- SIMPLE_ALPHA_NUMERIC
- ABA_TRACK2

A.15 Get Credential Identifier type and value

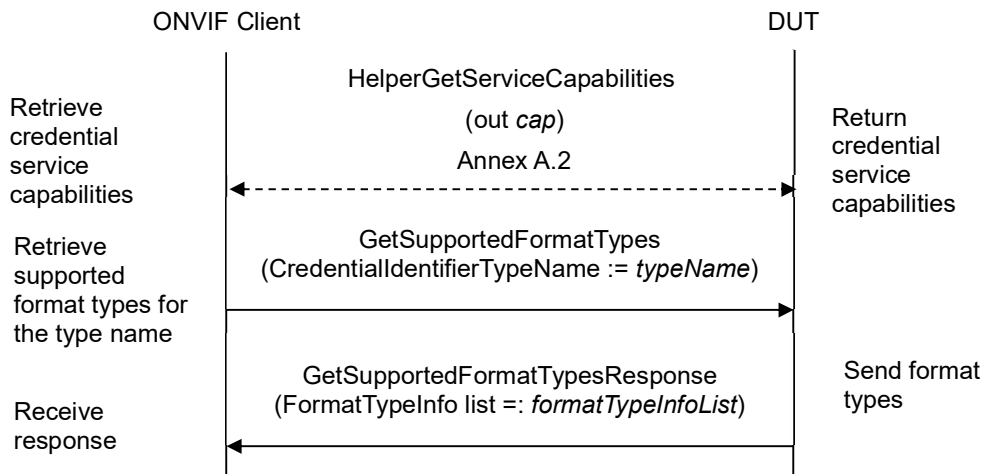
Name: HelperGetCredentialIdentifierTypeAndValue

Procedure Purpose: Helper procedure to get one Credential identifier Type Name with one corresponding FormatType and corresponding Value.

Pre-requisite: Credential Service is received from the DUT.

Input: List of supported Identifies types (*identifierTypeList*).

Returns: Credential identifier Type Name (*typeName*) with corresponding Credential identifier Format Type (*formatType*) and Credential identifier value (*value*).



Procedure:

1. For each IdentifierType (*typeName*) contained in *identifierTypeList* repeat the following steps:
 - 1.1. ONVIF client invokes **GetSupportedFormatTypes** with parameters
 - CredentialIdentifierTypeName := *typeName*
 - 1.2. The DUT responds with **GetSupportedFormatTypesResponse** message with parameters
 - FormatTypeInfo list := *formatTypeInfoList*
 - 1.3. If *formatTypeInfoList* is empty, FAIL the test and skip other steps.
 - 1.4. For each FormatType (*formatType*) from *formatTypeInfoList* repeat the following steps:
 - 1.4.1. If *formatType* is listed in Annex A.14 go to step 2.
2. ONVIF Client generate appropriate value (*value*) for *formatType* and skip other steps.
3. ONVIF Client gets values from the Management tab for *typeName*, *formatType* and *value*.

PASS –



The DUT passed all assertions.

FAIL –

The DUT did not send **GetSupportedFormatTypesResponse** message.

Note: If values for *typeName*, *formatType* or *value* were empty on the Management tab at step 3, FAIL the test.



A.16 Get Credential Identifier type name list with at least two Format Type

Name: HelperGetCredentialIdentifierName

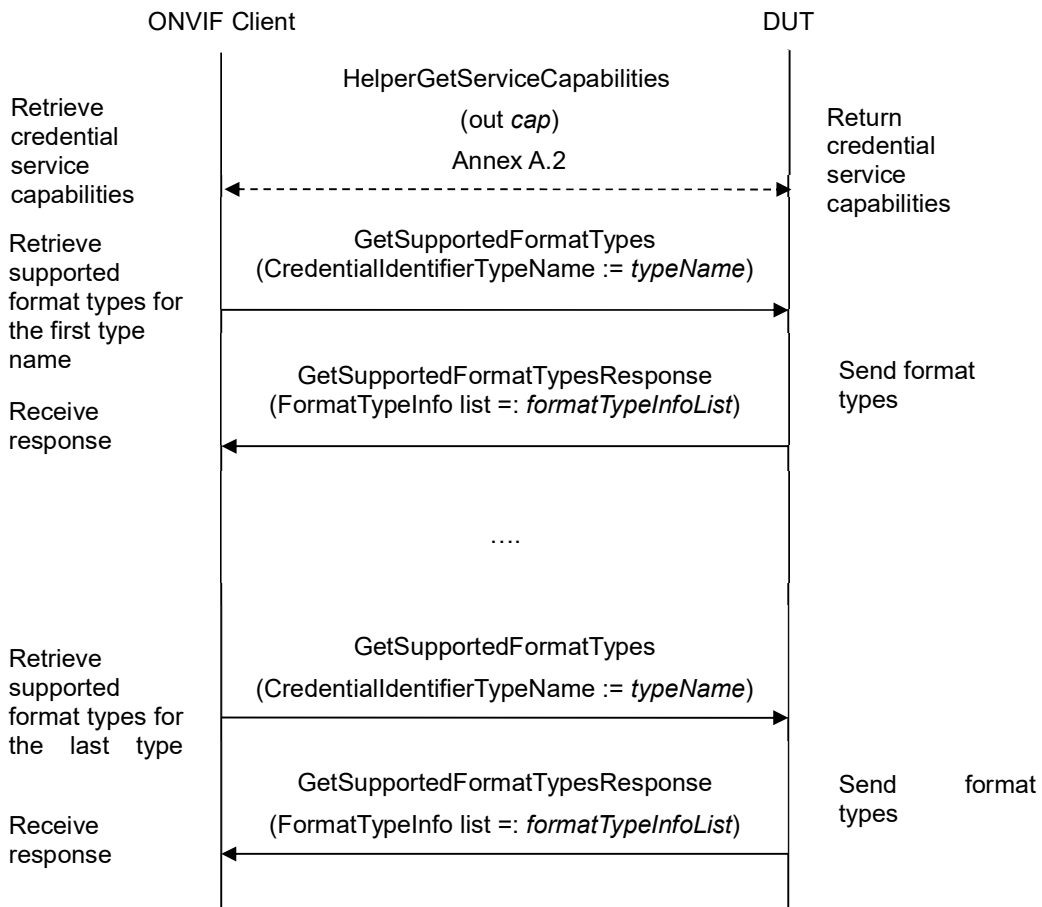
Procedure Purpose: Helper procedure to get list of Credential identifier Type Name items which support at least two Format Types.

Pre-requisite: Credential Service is received from the DUT.

Input: None.

Returns: *CredentialIdentifierTypeNameList*

Procedure:



1. ONVIF Client gets the service capabilities (out *cap*) by following the procedure mentioned in Annex A.2.
2. For each SupportedIdentifierType (*typeName*) contained in *cap.SupportedIdentifierType* repeat the following steps:

2.1. ONVIF client invokes **GetSupportedFormatTypes** with parameters

- *CredentialIdentifierTypeName* := *typeName*

2.2. The DUT responds with **GetSupportedFormatTypesResponse** message with parameters

- *FormatTypeInfoList* := *formatTypeInfoList*

2.3. If *formatTypeInfoList* is empty, FAIL the test and skip other steps.

2.4. If *formatTypeInfoList* contains at least two *FormatType* items do the following:

- 2.4.1. *CredentialIdentifierTypeNameList* := *CredentialIdentifierTypeNameList* + *typeName*

PASS –

The DUT passed all assertions.

FAIL –

The DUT did not send **GetSupportedFormatTypesResponse** message.



A.17 Get Credential Identifier type and value for Type Name with at least two Format Type

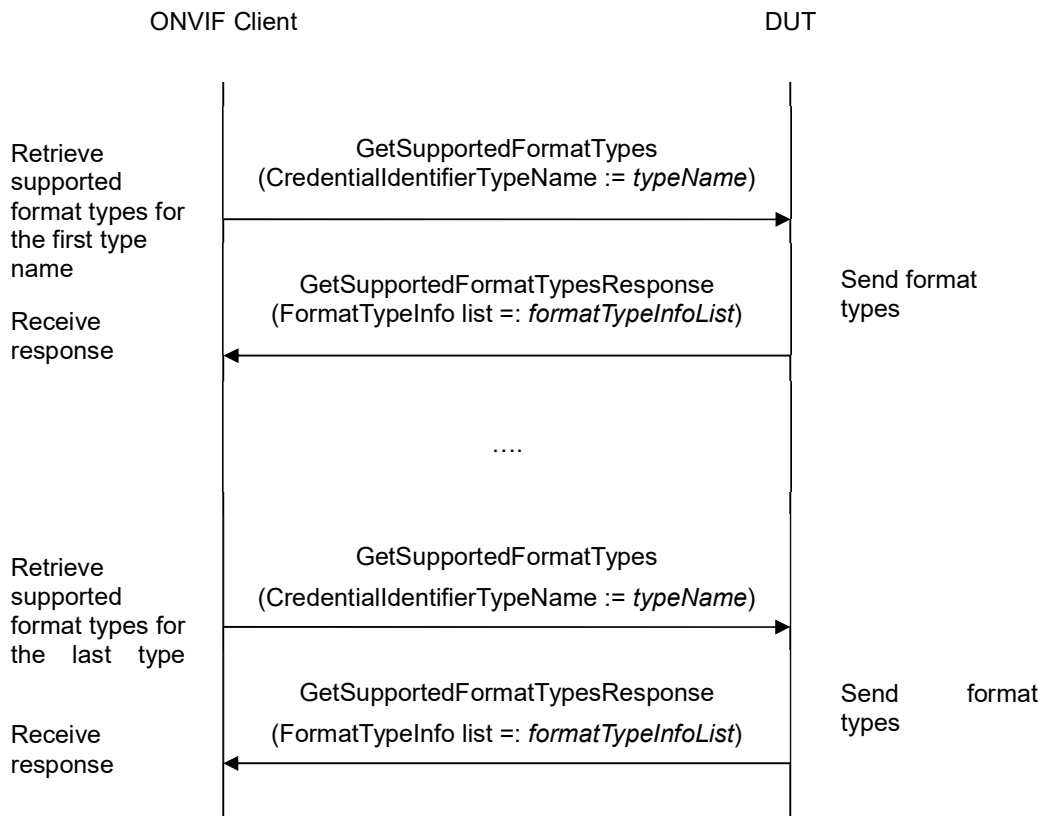
Name: HelperGetCredentialIdentifierTypeAndValue2

Procedure Purpose: Helper procedure to get one Credential identifier Type Name with two corresponding FormatType and corresponding Values.

Pre-requisite: Credential Service is received from the DUT.

Input: *CredentialIdentifierTypeNameList*.

Returns: Credential identifier Type Name (*typeName*) with corresponding Credential identifier Format Type (*formatType1*) and Credential identifier value (*value1*), and with corresponding Credential identifier Format Type (*formatType2*) and Credential identifier value (*value2*).



Procedure:

1. For each IdentifierTypeName (*typeName*) contained in *CredentialIdentifierTypeNameList* repeat the following steps:
 - 1.1. ONVIF client invokes **GetSupportedFormatTypes** with parameters

- CredentialIdentifierTypeName := *typeName*
- 1.2. The DUT responds with **GetSupportedFormatTypesResponse** message with parameters
 - FormatTypeInfo list =: *formatTypeInfoList*
 - 1.3. If *formatTypeInfoList* is empty, FAIL the test and skip other steps.
 - 1.4. If at least two FormatTypes (*formatType1*, *formatType2*) from *formatTypeInfoList* are listed in Annex A.14 go to step 2.
2. ONVIF Client generates an appropriate value (*value1*) for *formatType1* and appropriate value (*value2*) for *formatType2* and skip other steps.
 3. ONVIF Client gets *typeName* with at least two Format Type items from the Management tab.
 4. ONVIF Client gets appropriate values (*formatType1*, *value1*) and (*formatType2*, *value2*) from the Management tab for *typeName*.

PASS –

The DUT passed all assertions.

FAIL –

The DUT did not send **GetSupportedFormatTypesResponse** message.

Note: If there was no *typeName* with at least two Format Type items and corresponding values for FormatType on the Management tab, FAIL the test.



A.18 Create credential with two Credential identifier items

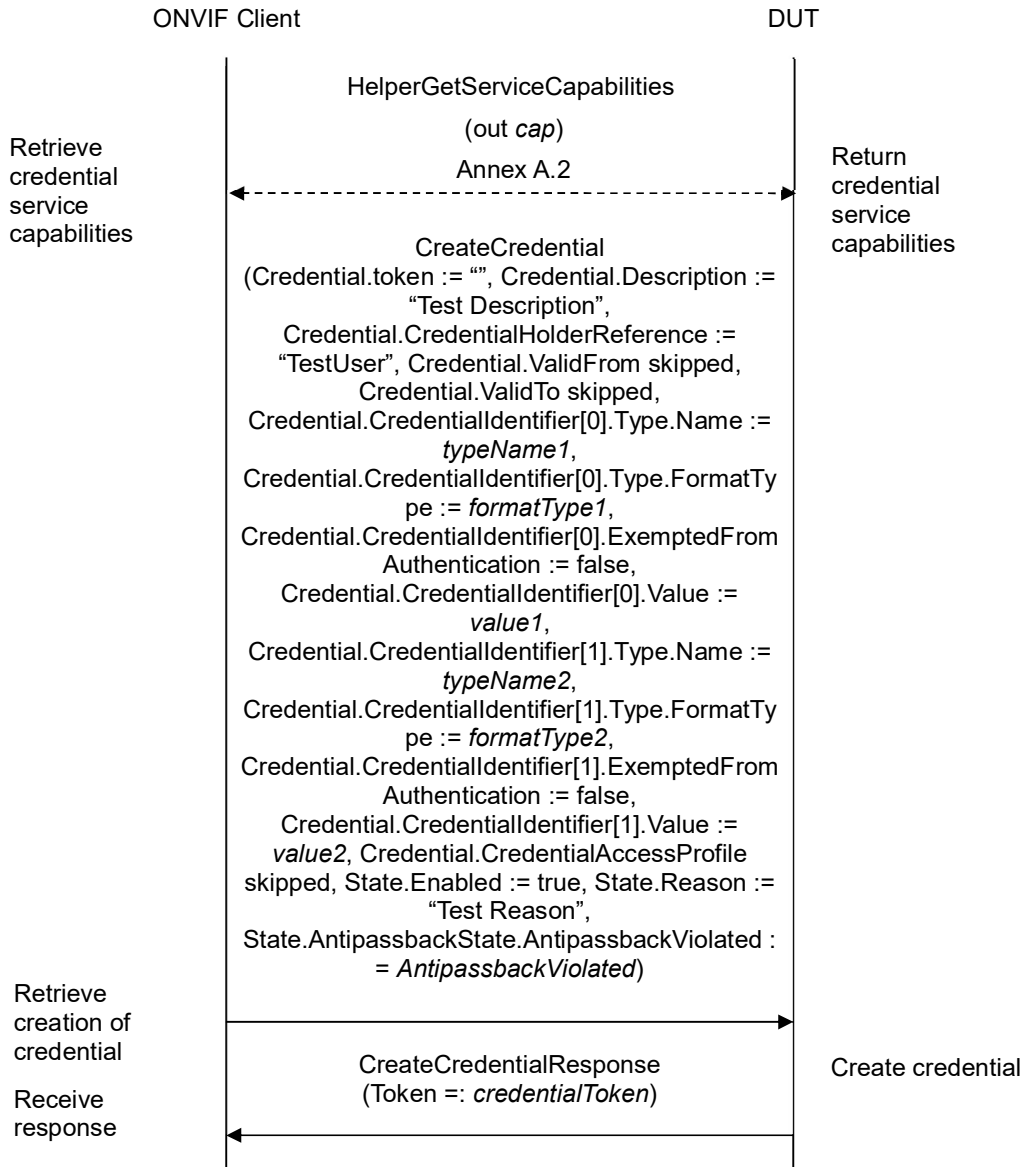
Name: HelperCreateCredential2

Procedure Purpose: Helper procedure to create credential with two Credential identifier items.

Pre-requisite: Credential Service is received from the DUT.

Input: Credential Service capabilities (*cap*) (optional input parameter, could be skipped), Antipassback Violation State (*AntipassbackViolated*).

Returns: Credential Token (*credentialToken*), the first Credential identifier Type Name (*typeName1*) with corresponding Credential identifier Format Type (*formatType1*) and corresponding Credential identifier value (*value1*), the second Credential identifier Type Name (*typeName2*) with corresponding Credential identifier Format Type (*formatType2*) and corresponding Credential identifier value (*value2*).



Procedure:

1. If *cap* is skipped, ONVIF Client gets the service capabilities (out *cap*) by following the procedure mentioned in Annex A.2.
2. ONVIF Client retrieves (in *cap.SupportedIdentifierType*) a supported Credential identifier type name (out *typeName1*) with Credential identifier Format Type (out *formatType1*) and with credential identifier value (out *value1*) by following the procedure mentioned in Annex A.15.
3. Set the following:
 - *identifierTypeList* := *cap.SupportedIdentifierType* - *typeName1*

4. ONVIF Client retrieves (in *identifierTypeList*) other supported Credential identifier type name (out *typeName2*) with Credential identifier Format Type (out *formatType2*) and with credential identifier value (out *value2*) by following the procedure mentioned in Annex A.15.
5. ONVIF client invokes **CreateCredential** with parameters
 - Credential.token := ""
 - Credential.Description := "Test Description"
 - Credential.CredentialHolderReference := "TestUser"
 - Credential.ValidFrom skipped
 - Credential.ValidTo skipped
 - Credential.CredentialIdentifier[0].Type.Name := *typeName1*
 - Credential.CredentialIdentifier[0].Type.FormatType := *formatType1*
 - Credential.CredentialIdentifier[0].ExemptedFromAuthentication := false
 - Credential.CredentialIdentifier[0].Value := *value1*
 - Credential.CredentialIdentifier[1].Type.Name := *typeName2*
 - Credential.CredentialIdentifier[1].Type.FormatType := *formatType2*
 - Credential.CredentialIdentifier[1].ExemptedFromAuthentication := false
 - Credential.CredentialIdentifier[1].Value := *value2*
 - Credential.CredentialAccessProfile skipped
 - Credential.Extension skipped
 - State.Enabled := true
 - State.Reason := "Test Reason"
 - State.AntipassbackState.AntipassbackViolated := *AntipassbackViolated if cap.ResetAntipassbackSupported value is equal to true, otherwise otherwise State.AntipassbackState is skipped*
6. The DUT responds with **CreateCredentialResponse** message with parameters
 - Token =: *credentialToken*

PASS –

The DUT passed all assertions.

FAIL –

The DUT did not send **CreateCredentialResponse** message.

A.19 Create access profile

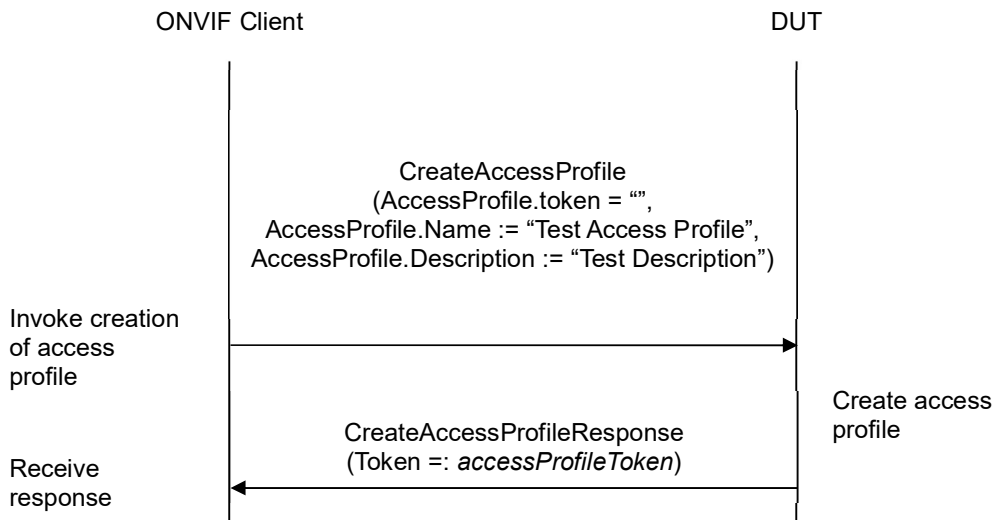
Name: HelperCreateAccessProfile

Procedure Purpose: Helper procedure to Create access profile.

Pre-requisite: Access Rules Service is received from the DUT.

Input: None.

Returns: Access Profile Token (*accessProfileToken*).



Procedure:

1. ONVIF client invokes **CreateAccessProfile** with parameters
 - `AccessProfile.token := ""`
 - `AccessProfile.Name := "Test Access Profile"`
 - `AccessProfile.Description := "Test Description"`
 - `AccessProfile.AccessPolicy` skipped
 - `AccessProfile.Extension` skipped
2. The DUT responds with **CreateAccessProfileResponse** message with parameters
 - `Token =: accessProfileToken`

PASS –

The DUT passed all assertions.

FAIL –



The DUT did not send **CreateAccessProfileResponse** message

A.20 Delete access profile

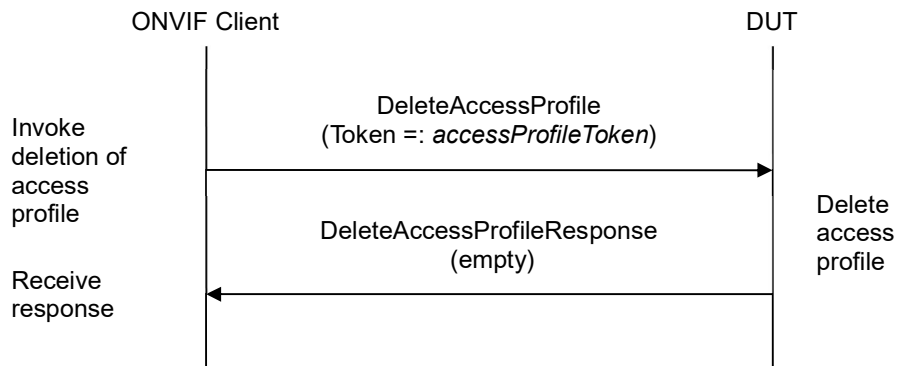
Name: HelperDeleteAccessProfile

Procedure Purpose: Helper procedure to delete access profile.

Pre-requisite: Access Rules Service is received from the DUT.

Input: Access Profile Token (*accessProfileToken*).

Returns: None.



Procedure:

1. ONVIF client invokes **DeleteAccessProfile** with parameters
 - *Token =: accessProfileToken*
2. The DUT responds with empty **DeleteAccessProfileResponse** message.

PASS –

The DUT passed all assertions.

FAIL –

The DUT did not send **DeleteAccessProfileResponse** message.